



psfurniture

1.800.762.0415 | psfurniture.com

Welcome to PS Furniture



We are proud to label many of our products with “Made in the U.S.A.” Most of the products that we sell are produced and shipped directly from our Pennsylvania factory.

FREIGHT POLICY: Minimum order quantities of \$2,000 NET and higher shall include the cost of freight in the contiguous 48 states. Any order quantity less than \$2,000 NET shall incur a \$250 adder charge for freight. One charge per order. Additional freight & service charges requested by the customer may apply for services above and beyond normal LTL shipment charges such as lift gates, inside delivery, residential services, etc.

RETURNS: All merchandise requested to be returned to the originating manufacturer must first be approved and issued a Return Goods Authorization (RGA) number. Please contact the customer service department for an authorized return goods number. All returned goods must be packed in original cartoning, unused, and in sellable condition. Only product shipped from the originating manufacturer from within the last 30 days may be returned. All product must be returned within 30 days of return authorization date or RGA will be cancelled. Please note that custom product is not returnable to PS Furniture. Custom products consist of those containing items not within our standard offering as well as custom laminate. If you have any questions on the nature of your product or order, please contact PS Customer Service at 1.800.762.0415.

WARRANTY: PS Furniture warranty information on page 91.



Table of Contents

TABLES

REVOLUTION® TABLES

TABLE TOPS.....	6
FOLDING / FLIP TOP T-LEG	7
FOLDING SQUARE-LEG	8
FOLDING / FLIP TOP ARCHED T-LEG	9
FOLDING / FLIP TOP PROFILE™ Y-LEG	10
REVOLUTION FLEX™	11
OPTIONS	12
MODESTY PANEL & CARTS	13
SNAP™ PORTABLE TABLES.....	14-15
ROLLERS™ PORTABLE TABLES	16-17

CAFE TABLES

REVOLUTION® CAFE TABLES	18-19
REVOLUTION® CAFE TABLE PACKAGES	20-21
MAXX-IC™ CAFE TABLES	22
MAXX-IC™ CAFE TABLES PACKAGES	23
CAFE TABLES	24
CAFE TABLE PACKAGES	25

LAMINATE TABLES

MAXX EDGE® LAMINATE FOLDING TABLES	26
LAMINATE FOLDING TABLES	27

PLYWOOD TABLES

600 SERIES	28-29
200 SERIES	30-31

BUFFET TABLES

MOBILE BUFFET TABLES	32
----------------------------	----

LIGHTWEIGHT PLASTIC TABLES

CLASSIC SERIES® ABS	33
POLYLITE®	34
RESILIENT®	35

TABLE TRANSPORT SYSTEMS

RECTANGULAR TABLE CARTS	36
ROUND & MULTI-PURPOSE TABLE CARTS.....	37
CAFE TABLE CARTS	38

CHAIRS

GUEST SEATING

MÜM™	40
FLEX	41

STACKING SEATING

ZÜMER™	42
PREMIERCOMFORT® SLED STACKING CHAIRS	43

FOLDING CHAIRS

CLASSIC EVENT CHAIRS.....	44
ALLOYFOLD A6 FOLDING CHAIRS	45
EVENTXPRESS™ FOLDING CHAIRS	46

CHAIR TRANSPORT SYSTEMS

STACKING/FOLDING CHAIR CARTS.....	47-49
-----------------------------------	-------

LECTERNS

SOLID HARDWOOD LECTERNS -	
EXECUTIVE SERIES	51
SOLID HARDWOOD LECTERNS -	
SILHOUETTE SERIES	52-53
WOOD VENEERED, LAMINATED AND	
CARPETED LECTERNS	54-55
CARPETED LECTERNS	56
LECTERNETTE® & PORTABLE FOLDING LECTERN	57

PORTABLE DANCE FLOOR

EVENTXPRESS™	59-64
EVENTXPRESS™ SEAMLESS	65-70
EVENTXPRESS™ ACRYLIC.....	71-73
TRANSPORT SYSTEMS, PARTS & ACCESSORIES	74-75

OTHER

OTHER PORTABLE FURNITURE PRODUCTS	77
TABLE & CHAIR REPLACEMENT PARTS	78-79

APPENDIX

MÜM COLOR STANDARDS	81
STANDARD TEXTILE OPTIONS	82-83
LAMINATE GUIDE & OPTIONS/MAXX EDGE® COLORS	84
STANDARD LAMINATE OPTIONS.....	85-86
STANDARD LAMINATE/EDGE MATRIX	87
QUICK-SHIP PROGRAM.....	88-89
ELECTRICAL OPTIONS.....	90
WARRANTY STATEMENT	91

TABLES



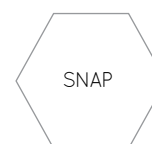

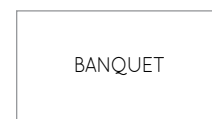
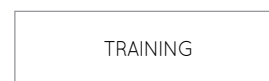
Revolution® Table Tops

Revolution® table tops can be purchased separately as a stand-alone product.

FEATURES

- Patented lightweight composite table top core
- Poured urethane MAXX Edge® prevents food and bacteria collection
- High-pressure laminate surface
- Revolution® Tables = 1.5" top
- Revolution® Cafe Tables = 1.187" top
- Revolution Flex™ = 1.25" top
- Revolution Profile™ = 1.25" top
- Revolution Electric™ = 1.25" top
- Any Revolution® with Edge Band (vs. MAXX Edge®) = 1.25" top

STYLE	PANEL SIZE (W" x L" ; dia")	MODEL NUMBER	WEIGHT (LBS)	LIST PRICE
TRAINING	18 x 60	REV-1860MXE#####-TOP	16	\$1,070
	18 x 72	REV-1872MXE#####-TOP	19	\$1,140
	18 x 96	REV-1896MXE#####-TOP	27	\$1,305
	24 x 48	REV-2448MXE#####-TOP	16	\$675
	24 x 60*	REV-2460MXE#####-TOP	20	\$1,140
BANQUET	24 x 72	REV-2472MXE#####-TOP	24	\$1,195
	24 x 84	REV-2484MXE#####-TOP	27	\$1,385
	24 x 96	REV-2496MXE#####-TOP	30	\$1,385
	30 x 48	REV-3048MXE#####-TOP	21	\$1,195
	30 x 60	REV-3060MXE#####-TOP	25	\$1,230
	30 x 72	REV-3072MXE#####-TOP	27	\$1,340
	30 x 96	REV-3096MXE#####-TOP	36	\$1,425
	36 x 72	REV-3672MXE#####-TOP	35	\$1,115
	36 x 96	REV-3696MXE#####-TOP	47	\$1,230z
ROUND	30RD	REV-30RDMXE#####-TOP	10	\$645
	36RD	REV-36RDMXE#####-TOP	10	\$730
	54RD	REV-54RDMXE#####-TOP	30	\$1,260
	60RD	REV-60RDMXE#####-TOP	33	\$1,385
	66RD	REV-66RDMXE#####-TOP	38	\$1,510
	72RD	REV-72RDMXE#####-TOP	44	\$1,765
	24RD IC	REV-24RDMXE#IC###-TOP	7.4	\$695
	30RD IC	REV-30RDMXE#IC###-TOP	9.6	\$720
	36RD IC	REV-36RDMXE#IC###-TOP	13	\$820
SNAP	SNAP	REV-36HXMXE#####-TOP	10	\$660
	SNAP IC	REV-36HXMXE#IC###-TOP	10.4	\$790
SQUARE	30SQ	REV-3030MXE#####-TOP	12	\$755
	36SQ	REV-3636MXE#####-TOP	14	\$820
	40SQ	REV-4040MXE#####-TOP	21.4	\$915
	30SQ IC	REV-3030MXE#IC###-TOP	11.6	\$855
	36SQ IC	REV-3636MXE#IC###-TOP	14	\$920
TRAPEZOID	26 x 60	REV-26TZMXE#####-TOP	16	\$1,215



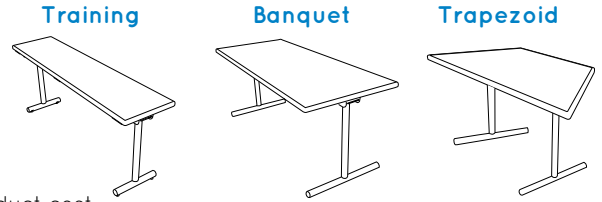
*MAXX Edge® also available in Knife Edge shape. Ganging option and modesty panel not available. Opposing Knife Edge is available to accommodate nesting.

STEP 1 - SELECT A TABLE MODEL

Revolution® Folding T-Leg

FEATURES

- Patented lightweight composite table top core
- Positive-locking folding T-legs
- Recessed wheels & adjustable levelers are standard on T-legs
- Poured urethane MAXX Edge® prevents food and bacteria collection
- High-pressure laminate surface
- Fixed-Leg also available; legs ship knock-down; installation required; deduct cost \$200/table off list price



STYLE	MODEL NUMBER	SPECIAL NOTES	SIZE (W" x L" x H")	WEIGHT (LBS)	LIST PRICE
Training	REV1860MXE####-T####		18 x 60 x 30	29	\$1,335
	REV1872MXE####-T####	h	18 x 72 x 30	32	\$1,385
	REV1896MXE####-T####	h	18 x 96 x 30	40	\$1,510
	REV2448MXE####-T####		24 x 48 x 30	29.8	\$1,185
	REV2460MXE####-T####	QSP, k	24 x 60 x 30	33.8	\$1,480
	REV2472MXE####-T####	QSP, h	24 x 72 x 30	37.8	\$1,520
	REV2484MXE####-T####	h	24 x 84 x 30	40	\$1,455
	REV2496MXE####-T####	h	24 x 96 x 30	43.8	\$1,620
Banquet	REV3048MXE####-T####		30 x 48 x 30	36	\$1,725
	REV3060MXE####-T####		30 x 60 x 30	40	\$1,520
	REV3072MXE####-T####	h	30 x 72 x 30	42	\$1,530
	REV3096MXE####-T####	h	30 x 96 x 30	51	\$1,640
	REV3672MXE####-T####		36 x 72 x 30	48	\$1,625
	REV3696MXE####-T####		36 x 96 x 30	50	\$1,740
Trapezoid	REV30TZMXE####-T####		26 x 60 x 30	29.8	\$1,480

QSP - Ships within 3 business days. Model includes Windsor Mahogany laminate by Wilsonart®, Black MAXX Edge®, Black Folding T-Leg, Wheels (recessed) on one side/ Fixed Feet on other side.
 h - Handle available for convenient carrying.
 k - MAXX Edge® also available in Knife Edge shape. Ganging option and modesty panel are not available with Knife Edge for this model. Opposing Knife Edge is available to accommodate nesting.

Revolution® Flip Top T-Leg

FEATURES

- Positive-locking flip top secures table top vertically & horizontally
- Includes locking swivel casters as standard (SC)
- Nesting base allows for extra-compact storage
- Poured urethane MAXX Edge® prevents food and bacteria collection
- High-pressure laminate surface
- Shipped knocked down; assembly required

STYLE	MODEL NUMBER	SPECIAL NOTES	SIZE (W" x L" x H")	WEIGHT (LBS)	LIST PRICE
Training	REVFT1860MXE####-T##SC		18 x 60 x 30	39.3	\$1,720
	REVFT1872MXE####-T##SC		18 x 72 x 30	43.6	\$1,785
	REVFT1896MXE####-T##SC		18 x 96 x 30	52.9	\$1,920
	REVFT2448MXE####-T##SC		24 x 48 x 30	38.8	\$1,140
	REVFT2460MXE####-T##SC	k	24 x 60 x 30	44.1	\$1,820
	REVFT2472MXE####-T##SC		24 x 72 x 30	49.4	\$1,885
	REVFT2484MXE####-T##SC		24 x 84 x 30	50.3	\$1,770
	REVFT2496MXE####-T##SC		24 x 96 x 30	56.7	\$1,950
Banquet	REVFT3048MXE####-T##SC		30 x 48 x 30	45	\$1,785
	REVFT3060MXE####-T##SC		30 x 60 x 30	50.3	\$1,850
	REVFT3072MXE####-T##SC		30 x 72 x 30	53.6	\$1,985
	REVFT3096MXE####-T##SC		30 x 96 x 30	63.9	\$2,050
	REVFT3672MXE####-T##SC		36 x 72 x 30	58	\$1,600
	REVFT3696MXE####-T##SC		36 x 96 x 30	60	\$1,715
Trapezoid	REVFT30TZMXE####-T##SC		26 x 60 x 30	38.8	\$1,850

k - MAXX Edge® also available in Knife Edge shape. Ganging option is not available with Knife Edge for this model. Opposing Knife Edge is available to accommodate nesting.

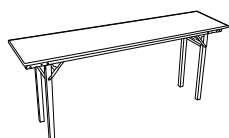
STEP ① - SELECT A TABLE MODEL

Revolution® Folding Square-Leg

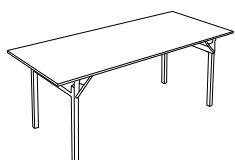
FEATURES

- Patented lightweight composite table top core
- Square steel folding legs (1.5") come standard with fixed feet/caps and black epoxy powdercoat finish
- Poured urethane MAXX Edge® prevents food and bacteria collection
- High-pressure laminate surface

Training



Banquet



Round



Square



STYLE	MODEL NUMBER	SPECIAL NOTES	SIZE (W" x L" x H")	WEIGHT (LBS)	LIST PRICE
Training	REV1860MXE####-SQ##		18 x 60 x 30	36	\$1,090
	REV1872MXE####-SQ##		18 x 72 x 30	44	\$1,165
	REV1896MXE####-SQ##		18 x 96 x 30	56	\$1,325
	REV2448MXE####-SQ##		24 x 48 x 30	32	\$955
	REV2460MXE####-SQ##	k	24 x 60 x 30	40	\$1,225
	REV2472MXE####-SQ##		24 x 72 x 30	50.5	\$1,290
	REV2484MXE####-SQ##		24 x 84 x 30	47	\$1,225
	REV2496MXE####-SQ##		24 x 96 x 30	60.5	\$1,390
Banquet	REV3048MXE####-SQ##		30 x 48 x 30	39	\$965
	REV3060MXE####-SQ##		30 x 60 x 30	45	\$970
	REV3072MXE####-SQ##		30 x 72 x 30	55	\$1,390
	REV3096MXE####-SQ##		30 x 96 x 30	68	\$1,490
	REV3672MXE####-SQ##		36 x 72 x 30	55	\$1,360
	REV3696MXE####-SQ##		36 x 96 x 30	57	\$1,500
Round	REV30RDMXE####-SQ##		30 dia x 30	26	\$825
	REV36RDMXE####-SQ##		36 dia x 30	30	\$850
	REV54RDMXE####-SQ##		54 dia x 30	55	\$1,545
	REV60RDMXE####-SQ##		60 dia x 30	56.6	\$1,765
	REV66RDMXE####-SQ##	s	66 dia x 30	63	\$2,270
	REV72RDMXE####-SQ##	s	72 dia x 30	69	\$2,270
Square	REV3030MXE####-SQ##		30 x 30 x 30	29	\$860
	REV3636MXE####-SQ##		36 x 36 x 30	34	\$925
	REV4040MXE####-SQ##		40 x 40 x 30	37.4	\$1,235
Trapezoid	REV30TZMXE####-SQ##		26 x 60 x 30	36	\$1,325

k - MAXX Edge® also available in Knife Edge shape. Ganging and modesty panel option are not available with Knife Edge for this model. Opposing Knife Edge is available to accommodate nesting.

s - Visible seam in the middle of the surface. Table top is made with two sheets of laminate.

STEP ① - SELECT A TABLE MODEL

Revolution® Folding Arched T-Leg

FEATURES

- Patented lightweight composite table top core
- Positive-locking folding arched legs
- Recessed wheels & adjustable levelers are standard on arched legs
- Poured urethane MAXX Edge® prevents food and bacteria collection
- High-pressure laminate surface
- Fixed-Leg also available; legs ship knock-down; installation required; deduct cost \$200/table off list price


Training



Banquet



Trapezoid



STYLE	MODEL NUMBER	SPECIAL NOTES	SIZE (W" x L" x H")	WEIGHT (LBS)	LIST PRICE
Training	REV1860MXE####-A####		18 x 60 x 30	29	\$1,385
	REV1872MXE####-A####	h	18 x 72 x 30	32	\$1,450
	REV1896MXE####-A####	h	18 x 96 x 30	40	\$1,575
	REV2448MXE####-A####		24 x 48 x 30	29.8	\$1,255
	REV2460MXE####-A####	k	24 x 60 x 30	33.8	\$1,510
	REV2472MXE####-A####	h	24 x 72 x 30	37.8	\$1,575
	REV2484MXE####-A####		24 x 84 x 30	40	\$1,520
	REV2496MXE####-A####	h	24 x 96 x 30	43.8	\$1,640
Banquet	REV3048MXE####-A####		30 x 48 x 30	36	\$1,510
	REV3060MXE####-A####		30 x 60 x 30	40	\$1,545
	REV3072MXE####-A####	h	30 x 72 x 30	42	\$1,605
	REV3096MXE####-A####	h	30 x 96 x 30	51	\$1,700
	REV3672MXE####-A####		36 x 72 x 30	48	\$1,715
	REV3696MXE####-A####		36 x 96 x 30	50	\$1,830
Trapezoid	REV30TZMXE####-A####		26 x 60 x 30	30	\$1,545

h - Handle available for convenient carrying.

k - MAXX Edge® also available in Knife Edge. Ganging option / modesty panel are not available with Knife Edge for this model. Opposing Knife Edge is available to accommodate nesting.

Revolution® Flip Top Arched T-Leg

FEATURES

- Patented lightweight composite table top core
- Positive-locking flip top secures table top vertically & horizontally
- Includes locking swivel casters as standard
- Nesting base allows for extra-compact storage
- Poured urethane MAXX Edge® prevents food and bacteria collection
- High-pressure laminate surface
- Shipped knocked down; assembly required

STYLE	MODEL NUMBER	SPECIAL NOTES	SIZE (W" x L" x H")	WEIGHT (LBS)	LIST PRICE
Training	REVFT1860MXE####-A##SC		18 x 60 x 30	39.3	\$1,785
	REVFT1872MXE####-A##SC		18 x 72 x 30	43.6	\$1,850
	REVFT1896MXE####-A##SC		18 x 96 x 30	52.9	\$1,985
	REVFT2448MXE####-A##SC		24 x 48 x 30	38.8	\$1,205
	REVFT2460MXE####-A##SC	k	24 x 60 x 30	44.1	\$1,885
	REVFT2472MXE####-A##SC		24 x 72 x 30	49.4	\$1,930
	REVFT2484MXE####-A##SC		24 x 84 x 30	50.3	\$1,835
	REVFT2496MXE####-A##SC		24 x 96 x 30	56.7	\$2,015
Banquet	REVFT3048MXE####-A##SC		30 x 48 x 30	45	\$1,850
	REVFT3060MXE####-A##SC		30 x 60 x 30	50.3	\$1,905
	REVFT3072MXE####-A##SC		30 x 72 x 30	53.6	\$1,850
	REVFT3096MXE####-A##SC		30 x 96 x 30	63.9	\$2,115
	REVFT3692MXE####-A##SC		36 x 72 x 30	58	\$1,690
	REVFT3696MXE####-A##SC		36 x 96 x 30	60	\$1,805
Trapezoid	REVFT30TZMXE####-A##SC		26 x 60 x 30	38.8	\$1,920

k - MAXX Edge® also available in Knife Edge shape. Ganging option is not available with Knife Edge for this model. Opposing Knife Edge is available to accommodate nesting.

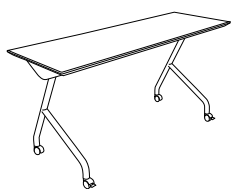
STEP ① - SELECT A TABLE MODEL

Revolution Profile™ Folding Y-Leg

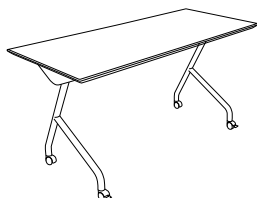
FEATURES

- 1 1/4" thick patented lightweight composite table top core
- High-pressure laminate surface
- Seamless, poured urethane Knife Profile MAXX Edge® prevents food and bacteria collection
- Smooth, gliding casters with brakes offer roll-away convenience
- Modesty Panel available

Training



Banquet



STYLE	MODEL NUMBER	SPECIAL NOTES	SIZE (W" x L" x H")	WEIGHT (LBS)	LIST PRICE
Training	REV2460MXE####-Y###	k	24 x 60 x 22	32	\$1,410
Banquet	REV3060MXE####-Y###		30 x 60 x 26	37	\$1,455

k - MAXX Edge® also available in Knife Edge shape. Ganging option is not available with Knife Edge for this model. Opposing Knife Edge is available to accommodate nesting.

Revolution Profile™ Flip Top Y-Leg

FEATURES

- 1 1/4" thick patented lightweight composite table top core
- Positive-locking flip top secures table top vertically & horizontally
- High-pressure laminate surface
- Seamless, poured urethane Knife Profile MAXX Edge® prevents food and bacteria collection
- Smooth, gliding casters with brakes offer roll-away convenience
- Modesty Panel available

STYLE	MODEL NUMBER	SPECIAL NOTES	SIZE (W" x L" x H")	WEIGHT (LBS)	LIST PRICE
Training	REVFT2460MXE####-Y###	k	24 x 60 x 22	32	\$1,445
Banquet	REVFT3060MXE####-Y###		30 x 60 x 26	37	\$1,520

k - MAXX Edge® also available in Knife Edge shape. Ganging option is not available with Knife Edge for this model. Opposing Knife Edge is available to accommodate nesting.

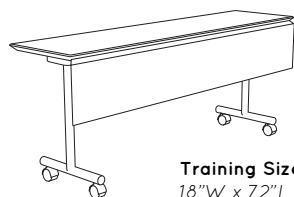
Revolution Flex™ Tables

STEP ① - SELECT A TABLE MODEL

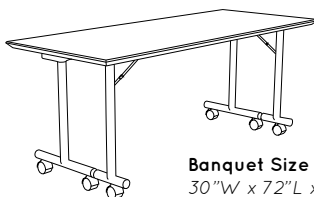
Revolution™ Flex Tables

FEATURES

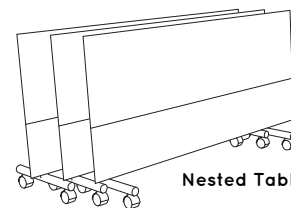
- Table functions as an 18" wide training table with modesty panel or as a 30" wide banquet table.
- Patented lightweight composite table core
- Secure locking T-leg folding with "push button" convenience and complete stability
- Single leg folding/locking on the leaf into open and closed positions
- Spring-loaded carry handle
- Vertical stacking transport cart with knife edge slots for edge protection
- Knife profile MAXX Edge™ with the seamless advantage of urethane
- Wilsonart® high-pressure laminate surface
- Flip-Top model also available - allows tables to conveniently nest





Training Size Option
18"W x 72"L x 30"H
(modesty panel down)



Banquet Size Option
30"W x 72"L x 30"H
(modesty panel up and locked)



Nested Tables

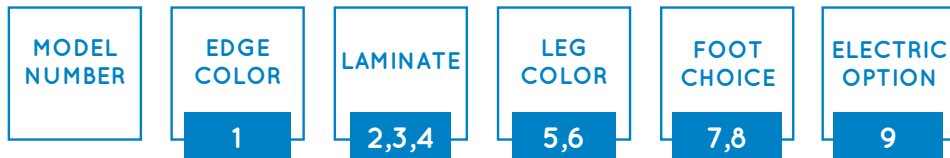
STYLE	MODEL NUMBER	SPECIAL NOTES	SIZE (W" x L" x H")	WEIGHT (LBS)	LIST PRICE
Revolution Flex™ 	REVFLEX3072MXE####-T##	mp	18 x 72 x 30 (modesty panel down) OR 30 x 72 x 30 (modesty panel up)	51.7	\$1,650
Revolution Flex™ Flip-Top 	REVFLEXFT3072MXE####-T##	mp, kd	18 x 72 x 30 (modesty panel down) OR 30 x 72 x 30 (modesty panel up)	51.7	\$1,870
















mp - a modesty panel is not offered with this model table.
kd - shipped knocked down - assembly required.

STEP ② - SELECT YOUR TABLE OPTIONS

To select your table options and complete your product code start with your Revolution® Table Model Number. Fill in each “#” based on options selected below. Example:

REV1860MXE ①②③④ -T ⑤⑥⑦⑧ -E00⑨



OPTION	DESCRIPTION	ADD TO MODEL NUMBER	ADD-ON LIST PRICE
1 MAXX® EDGE COLOR	 Opal (O)  Graphite (G)  Pewter (P)  Tungsten (T)  Charcoal (C)  Black (B)	O for Opal G for Graphite P for Pewter T for Tungsten C for Charcoal B for Black	\$0
2,3,4 LAMINATE	See page 85 for our standard Wilsonart® colors.		\$0 (standard*)
5,6 LEG COLOR	 Wheat (W)  Graphite (G)  Carbon (CB)  Black (B)	W for Wheat G for Graphite CB for Carbon B for Black	\$0
	 Bright White (BW)  Platinum (PT)  Pewter (P)  Charcoal (CC)	BW for Bright White PT for Platinum P for Pewter CC for Charcoal	\$35
	 Polished Chrome (C)	C for Chrome	\$170
7,8 FOOT CHOICE**	Fixed Feet on both legs	FF for Fixed Feet	\$0
	Leveler (adjustable) on both legs	LL for Leveler	\$0
	Wheels (recessed) on one side, Fixed Feet on other side	WF for Wheels/Fixed Feet	\$0
	Wheels (recessed) on one side, Leveler (adjustable) on other side	WL for Wheels/Leveler	\$0
	Swivel casters on both legs	SC for Swivel Casters	\$55
9 ELECTRIC OPTION	See Page 90		
EXTRAS:	Please add extra part model # to the end of the product code (ex: -H)		
CARRYING HANDLE***	Add a handle for ease of transport (must be factory-installed)	(APPEND MODEL #) - H for Carrying Handle	\$30
GANGING	Connect tables together (must be factory-installed)	(APPEND MODEL #) - G for Ganging	\$110

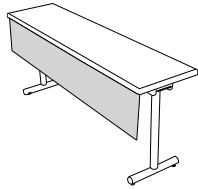
* Standard Laminates are offered at \$0 add on to list price. See page 85 for upcharges for non-standard laminates.

** Leave Foot Choice (7,8) blank for Folding Square-Leg models - only available in standard leg cap. Standard Foot Choice (7,8) for Flip Top (T-Leg & Arched-Leg) models is Swivel Casters (SC) and is \$0 add-on to list price of table.

*** Carrying Handle only available on select sized tables. Please see special notes section on previous product pages for sizes.

STEP ③ - ADD A MODESTY PANEL

To add a modesty panel, choose the model number below according to the table size you have chosen and include your laminate finish to complete the model number. Example:



REV-TT-1860-①②③

MODEL NUMBER

LAMINATE*
1,2,3

FIXED FOLDING MODESTY PANELS

For Revolution® Folding T-Leg, Folding Arched-Leg, Flip Top T-Leg and Flip Top Arched-Leg table models

TABLE SIZE	MODEL NUMBER	SIZE (W" x L")	LIST PRICE
18x60	REV-TT-1860-###	7.5 x 59	\$505
18x72	REV-TT-1872-###	7.5 x 71	\$565
18x96	REV-TT-1896-###	7.5 x 95	\$600
24x48	REV-TT-2448-###	24 x 48	\$415
24x60	REV-TT-2460-###	7.625 x 59	\$300
24x72	REV-TT-2472-###	7.625 x 71	\$315
24x84	REV-TT-2484-###	24 x 84	\$450
24x96	REV-TT-2496-###	7.625 x 95	\$345
30x48	REV-TT-3048-###	9.25 x 47	\$300
30x60	REV-TT-3060-###	9.25 x 59	\$300
30x72	REV-TT-3072-###	9.25 x 71	\$345
30x96	REV-TT-3096-###	9.25 x 95	\$380

REMOVABLE MODESTY PANELS

For Revolution® Folding Square-Leg table models

TABLE SIZE	MODEL NUMBER	SIZE (W" x L")	LIST PRICE
18x60	REV-TT-1860-REM-###	9.25 x 59	\$300
18x72	REV-TT-1872-REM-###	9.25 x 71	\$325
18x96	REV-TT-1896-REM-###	9.25 x 95	\$340
24x48	REV-TT-2448-REM-###	24 x 48	\$400
24x60	REV-TT-2460-REM-###	9.25 x 59	\$300
24x72	REV-TT-2472-REM-###	9.25 x 71	\$315
24x84	REV-TT-2484-REM-###	24 x 84	\$430
24x96	REV-TT-2496-REM-###	9.25 x 95	\$330
30x48	REV-TT-3048-REM-###	9.25 x 47	\$300
30x60	REV-TT-3060-REM-###	9.25 x 59	\$300
30x72	REV-TT-3072-REM-###	9.25 x 71	\$315
30x96	REV-TT-3096-REM-###	9.25 x 95	\$330

Notes: Modesty panels on ganging-equipped tables are 5" shorter than listed to clear the ganging studs. Additional lead time is required for modesty panels. ADD G on the end of the part number for ganged tables.
*See Standard Laminates on page 85.

STEP ④ - SELECT A TRANSPORTATION SOLUTION

MODEL NUMBER	SIZE (W" x L" x H")	STANDARD CASTER	CAPACITY	LIST PRICE
HD-REV-TTT-18	30.75 x 55.5 x 74.5	5" dia. x 2" W 2 rigid, 2 swivel phenolic	(18) 18" Wide Tables	\$2,140
HD-REV-TTT-30	30.75 x 55.5 x 74.5		(12) 24" - 30" Wide Tables	\$2,015
HD-REV-VTT	30.375 x 71.5 x 78.5	5" dia. x 2" W 2 rigid, 2 swivel phenolic	(10) 18" - 24" Wide Tables	\$2,015
HD-REV-VTT-30	33 x 71.5 x 78.5		(10) 18" - 30" Wide Tables	\$2,015



Model REV-TTT







Model REV-VTT

STEP ① - SELECT A TABLE MODEL

Snap™ Portable Tables

FEATURES

- Hexagonal shaped top configures into many different meeting scenarios
- Patented lightweight composite table top core
- Poured urethane MAXX Edge® prevents food and bacteria collection
- High-pressure laminate surface
- Rollers Base model has a positive-locking flip-top that secures tables vertically and horizontally
- Nesting base allows for extra compact storage

STYLE	MODEL NUMBER	SPECIAL NOTES	SIZE (W" x L" x H")	WEIGHT (LBS)	LIST PRICE
Snap™ Flip Top / Rollers Base 	REVFT36HXMxE####-RD##C3	Dining Height 3" Locking Casters	36 dia x 30	42	\$1,675
	REVFT36HXMxE####-RB##C3	Bistro Height 3" Locking Casters	36 dia x 42	41	\$1,775
	REVFT36HXMxE####-RA##C3	Adjustable Height 3" Locking Casters	36 dia x 32-42	43	\$2,050
Snap™ X-Base 	REV36HXMxE#IC###-XBL	Dining Height Black Base	36 dia x 30	21	\$880
	REV36HXMxE#IC###-XBL42	Bistro Height Black Base	36 dia x 42	22	\$880
	REV36HXMxE#IC###-XCH	Dining Height Brushed Silver Base	36 dia x 30	21	\$925
	REV36HXMxE#IC###-XCH42	Bistro Height Brushed Silver Base	36 dia x 42	22	\$925
Snap™ Trumpet Base 	REV36HXMxE#IC###-TBL	Dining Height Black Base	36 dia x 30	21	\$995
	REV36HXMxE#IC###-TBL42	Bistro Height Black Base	36 dia x 42	22	\$995
	REV36HXMxE#IC###-TCH	Dining Height Polished Chrome Base	36 dia x 30	21	\$1,025
	REV36HXMxE#IC###-TCH42	Bistro Height Polished Chrome Base	36 dia x 42	22	\$1,025
Snap™ Weighted Trumpet Base* 	REV36HXMxE#IC###-TBL-W	Dining Height Weighted Black Base	36 dia x 30	40	\$1,145
	REV36HXMxE#IC###-TBL42-W	Bistro Height Weighted Black Base	36 dia x 42	41	\$1,145
	REV36HXMxE#IC###-TCH-W	Dining Height Weighted Polished Chrome Base	36 dia x 30	40	\$1,180
	REV36HXMxE#IC###-TCH42-W	Bistro Height Weighted Polished Chrome Base	36 dia x 42	41	\$1,180

Note: Brushed Silver X-Base & Polished Chrome Trumpet Base come with Chrome Column. Black X-Base & Black Trumpet Base come with Black Column. Brushed Nickel Trumpet Base/ Weighted Base and column are also available - please call for pricing.

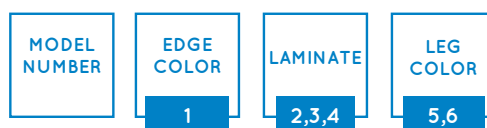
*23" Weighted Steel Trumpet Base weighs 30lbs.

Snap™ Portable Table Options















STEP ② - SELECT YOUR TABLE OPTIONS

To select your table options and complete your product code start with your Snap™ Table Model Number. Fill in each “#” based on options selected below. Example:

REVFT36HXMxE ①②③④ -RA ⑤⑥ C3









Snap™ Flip Top/Rollers Base Options

OPTION	DESCRIPTION	ADD TO MODEL NUMBER	ADD-ON LIST PRICE
1 MAXX® EDGE COLOR	 Opal (O)  Graphite (G)  Pewter (P)  Tungsten (T)  Charcoal (C)  Black (B)	O for Opal G for Graphite P for Pewter T for Tungsten C for Charcoal B for Black	\$0
2,3,4 LAMINATE	See page 85 for our standard Wilsonart® colors.		\$0 (standard*)
5,6 LEG COLOR OPTIONS	 Wheat (W)  Graphite (G)  Carbon (CB)  Black (B)	W for Wheat G for Graphite CB for Carbon B for Black	\$0
	 Bright White (BW)  Platinum (PT)  Pewter (P)  Charcoal (CC)	BW for Bright White PT for Platinum P for Pewter CC for Charcoal	\$35

REV36HXMxE ① IC ②③④ -XBL



Snap™ X-Base & Trumpet Base Options

OPTION	DESCRIPTION	ADD TO MODEL NUMBER	ADD-ON LIST PRICE
1 MAXX® EDGE COLOR	 Opal (O)  Graphite (G)  Pewter (P)  Tungsten (T)  Charcoal (C)  Black (B)	O for Opal G for Graphite P for Pewter T for Tungsten C for Charcoal B for Black	\$0
2,3,4 LAMINATE	See page 85 for our standard Wilsonart® colors.		\$0 (standard*)

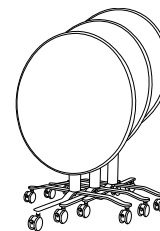
* Standard Laminates are offered at \$0 add on to list price. See page 85 for upcharges for non-standard laminates.

STEP ① - SELECT A TABLE MODEL



Rollers™ Portable Tables

FEATURES

- Positive-locking flip-top secures table top vertically and horizontally
- Nesting base allows for extra compact storage
- Includes locking swivel casters as standard
- Patented lightweight composite table top core
- Poured urethane MAXX Edge® prevents food and bacteria collection
- High-pressure laminate surface
- Shipped knock-down



Nested Bases

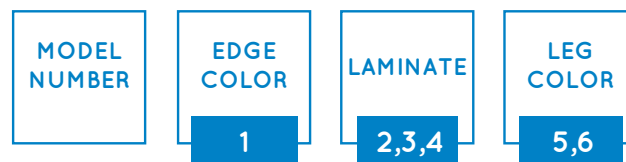
STYLE	MODEL NUMBER	DESCRIPTION	SIZE (W" x L" x H")	WEIGHT (LBS)	LIST PRICE
Round 	REVFT30RDMXE####-RD##C3	Dining Height	30 dia x 30	30	\$1,605
	REVFT30RDMXE####-RB##C3	Bistro Height	30 dia x 42	35	\$1,605
	REVFT30RDMXE####-RA##C3	Adjustable Height	30 dia x 32-42	41	\$1,950
	REVFT36RDMXE####-RD##C3	Dining Height	36 dia x 30	43	\$1,670
	REVFT36RDMXE####-RB##C3	Bistro Height	36 dia x 42	44	\$1,670
	REVFT36RDMXE####-RA##C3	Adjustable Height	36 dia x 32-42	45	\$2,050
Square 	REVFT3030MXE####-RD##C3	Dining Height	30 x 30 x 30	42	\$1,605
	REVFT3030MXE####-RB##C3	Bistro Height	30 x 30 x 42	43	\$1,605
	REVFT3030MXE####-RA##C3	Adjustable Height	30 x 30 x 32-42	44	\$1,985
	REVFT3636MXE####-RD##C3	Dining Height	36 x 36 x 30	43	\$1,655
	REVFT3636MXE####-RB##C3	Bistro Height	36 x 36 x 42	44	\$1,655
	REVFT3636MXE####-RA##C3	Adjustable Height	36 x 36 x 32-42	45	\$2,085
	REVFT4040MXE####-RD##C3	Dining Height	40 x 40 x 30	50	\$1870
	REVFT4040MXE####-RB##C3	Bistro Height	40 x 40 x 42	51	\$1870
	REVFT4040MXE####-RA##C3	Adjustable Height	40 x 40 x 32-42	52	\$2385


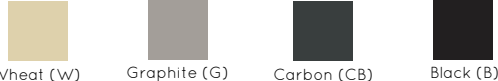

Rollers™ Portable Table Options

STEP ② - SELECT YOUR TABLE OPTIONS

To select your table options and complete your product code start with your Rollers™ Table Model Number. Fill in each “#” based on options selected below. Example:

REVFT3ORDMXE ^{1 2 3 4 5} ①②③④ -RD ⑤⑥ C3



OPTION	DESCRIPTION	ADD TO MODEL NUMBER	ADD-ON LIST PRICE
1 MAXX® EDGE COLOR	 <p>Opal (O) Graphite (G) Pewter (P) Tungsten (T) Charcoal (C) Black (B)</p>	O for Opal G for Graphite P for Pewter T for Tungsten C for Charcoal B for Black	\$0
2,3,4 LAMINATE	See page 85 for our standard Wilsonart® colors.		\$0 (standard*)
5,6 LEG COLOR OPTIONS	 <p>Wheat (W) Graphite (G) Carbon (CB) Black (B)</p>	W for Wheat G for Graphite CB for Carbon B for Black	\$0
	 <p>Bright White (BW) Platinum (PT) Pewter (P) Charcoal (CC)</p>	BW for Bright White PT for Platinum P for Pewter CC for Charcoal	\$35

* Standard Laminates are offered at \$0 add on to list price. See page 85 for upcharges for non-standard laminates.

STEP ① - SELECT A TABLE MODEL

Revolution® Cafe Tables

FEATURES

- Patented lightweight composite table top core
- Three piece knock-down design; no tools required for assembly
- Table top & column have an Internal Connection (IC) design that locks securely into place
- Both sides of the table top lay flat & column connects internally
- Tops store flat & compact without scratching or wearing
- Poured urethane MAXX Edge® prevents food & bacteria collection
- High-pressure laminate surface

OPTIONS

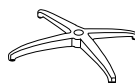
Round



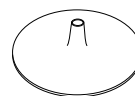
Square



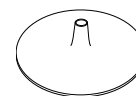
X-Base
(standard prices below)



Trumpet Base
(upcharges on next page)



Weighted Trumpet Base
(upcharges on next page)



STYLE	MODEL NUMBER	SPECIAL NOTES	SIZE (W" x L" x H")	WEIGHT (LBS)	LIST PRICE
24" Round	REV24RDMXE#IC###-###	d	24 dia x 30	15	\$715
	REV24RDMXE#IC###-###42	b	24 dia x 42	16	\$715
30" Round	REV30RDMXE#IC###-###	d	30 dia x 30	17	\$795
	REV30RDMXE#IC###-###42	b	30 dia x 42	18	\$795
36" Round	REV36RDMXE#IC###-###	d	36 dia x 30	23	\$880
	REV36RDMXE#IC###-###42	b	36 dia x 42	24	\$880
30" Square	REV3030MXE#IC###-###	d	30 x 30 x 30	19	\$900
	REV3030MXE#IC###-###42	b	30 x 30 x 42	20	\$900
36" Square*	REV3636MXE#IC###-###	d	36 x 36 x 30	21	\$965
	REV3636MXE#IC###-###42	b	36 x 36 x 42	22	\$965

d - dining height

b - bistro height

* A 23" Weighted Steel Trumpet Base is the only option for sizes 3636 Square Revolution® Cafe Tables. Priced above accordingly.

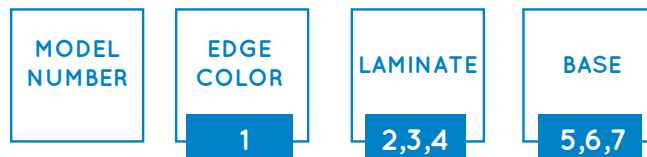
Please note: A 40"x40" Square Revolution table top is available with a Rollers Base only. Please call for quote.

Revolution® Cafe Table Options

STEP ② - SELECT YOUR TABLE OPTIONS

To select your table options and complete your product code start with your Revolution® Cafe Table Model Number. Fill in each “#” based on options selected below. Example:

REV24RDMXE ① IC ② ③ ④ - ⑤ ⑥ ⑦



OPTION	DESCRIPTION	ADD TO MODEL NUMBER	ADD-ON LIST PRICE
1 MAXX® EDGE COLOR	 Opal (O) Graphite (G) Pewter (P) Tungsten (T) Charcoal (C) Black (B)	O for Opal G for Graphite P for Pewter T for Tungsten C for Charcoal B for Black	\$0
2,3,4 LAMINATE	See page 85 for our standard Wilsonart® colors.		\$0 (standard*)

5,6,7 BASE**	FOR TABLE SIZES	DESCRIPTION	WGT (LBS)	ADD TO MODEL NUMBER	ADD-ON LIST PRICE
X-BASE OPTIONS: 	24" Round 30" Round 36" Round 3030 Square	Brushed Silver X-Base (standard)	3.2	XCH	\$0
		Black X-Base (standard)	3.2	XBL	\$0
TRUMPET BASE OPTIONS: 	24" Round 30" Round	20" Black Trumpet Base	4.8	TBL	\$100
		20" Polished Chrome Trumpet Base	4.8	TCH	\$125
		20" Brushed Nickel Trumpet Base	4.8	TBN	\$180
	36" Round 3030 Square	23" Black Trumpet Base	7.8	TBL	\$100
		23" Polished Chrome Trumpet Base	7.8	TCH	\$125
		23" Brushed Nickel Trumpet Base	7.8	TBN	\$180
WEIGHTED TRUMPET BASE OPTIONS: 	24" Round 30" Round	20" Weighted Black Trumpet Base	27	TBL-W	\$225
		20" Weighted Polished Chrome Trumpet Base	27	TCH-W	\$235
		20" Weighted Brushed Nickel Trumpet Base	27	TBN-W	\$375
	36" Round 3030 Square 3636 Square***	23" Weighted Black Trumpet Base	30	TBL-W	\$225
		23" Weighted Polished Chrome Trumpet Base	30	TCH-W	\$235
		23" Weighted Brushed Nickel Trumpet Base	30	TBN-W	\$375

* Standard Laminates are offered at \$0 add on to list price. See page 85 for upcharges for non-standard laminates.

** Brushed Silver X-Base & Polished Chrome Trumpet Base comes with Chrome Column. Black X-Base & Black Trumpet Base comes with Black Column. Brushed Nickel Trumpet bases come with a Brushed Nickel Column.

*** A 23" Weighted Steel Trumpet Base is the only option for sizes 3636 Square Revolution Cafe Tables.

Revolution® Cafe Table Packages

STEP ① - SELECT A TABLE MODEL

Revolution® Cafe Table Packages

FEATURES

- Complete self-contained unit including HD-CCT30-REV transport cart*
- Available in full or half packages
- A variety of sizes available for tops, columns and bases
- Patented lightweight composite table top core
- Three piece knock-down design; no tools required for assembly
- Table top & column have an Internal Connection (IC) design that locks securely into place
- Poured urethane MAXX Edge® prevents food and bacteria collection
- High-pressure laminate surface

Full & Half Packages



X-Base (standard prices below)



Trumpet Base (upcharges on next page)



Weighted Trumpet Base* (upcharges on next page)



FULL PACKAGES (20 Tables, 20 Bases, 40 Columns)

STYLE	MODEL NUMBER	SPECIAL NOTES	SIZE (W" x L" x H")	WEIGHT (LBS)	LIST PRICE
Round	REVPKG24RDMXE#IC###-###		24" dia x 30/42"	477	\$16,405
	REVPKG30RDMXE#IC###-###	QSP	30" dia x 30/42"	537	\$17,730
	REVPKG36RDMXE#IC###-###		36" dia x 30/42"	617	\$20,240
Mix of Round	REVMIX2430RDMXE#IC###-###	mix	24/30" dia x 30/42"	507	\$17,065
	REVMIX2436RDMXE#IC###-###	mix	24/36" dia x 30/42"	537	\$18,255
	REVMIX3036RDMXE#IC###-###	mix	30/36" dia x 30/42"	567	\$18,920
Square	REVPKG3030MXE#IC###-###		30"x 30" x 30/42"	593	\$17,730
	REVPKG3636MXE#IC###-###	wb, t, b	36"x 36" x 30/42"	665	\$16,370
Snap™	REVPKG36HXMxE#IC###-###		36 dia x 32-42	593	\$20,240

HALF PACKAGES (10 Tables, 10 Bases, 20 Columns)

STYLE	MODEL NUMBER	SPECIAL NOTES	SIZE (W" x L" x H")	WEIGHT (LBS)	LIST PRICE
Round	REVHP24RDMXE#IC###-###		24" dia x 30/42"	238.5	\$9,660
	REVHP30RDMXE#IC###-###		30" dia x 30/42"	268.5	\$10,320
	REVHP36RDMXE#IC###-###		36" dia x 30/42"	308.5	\$11,510
Square	REVHP3030MXE#IC###-###		30"x 30" x 30/42"	296.5	\$10,320
	REVHP3636MXE#IC###-###	wb, t, b	36"x 36" x 30/42"	332.5	\$11,510
Snap™	REVHP36HXMxE#IC###-###		36 dia x 32-42	296.5	\$11,510

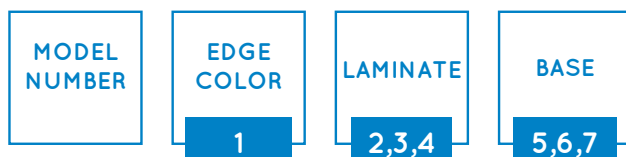
* If weighted trumpet bases are chosen for the REV IC Full Package, it will hold 12 (NOT 20) tables; cart model will vary from HD-CCT30-REV. See page 38 for HD-CCT30-REV-WB.
 QSP (Quick Ship Program) - Ships within 3 business days. Table models in package include Graphite Nebula laminate by Wilsonart®, Black MAXX Edge®, 30" & 42" Black columns w/ Black trumpet bases (not available in weighted trumpet base).
 mix - Mix of Round Full Packages contain ten (10) of each two (2) sizes of tops plus matching bases.
 wb - A 23" Weighted Steel Trumpet Base is the only option for sizes 3636 Square Revolution Cafe Tables.
 t- The 3636 Square Revolution Cafe Table Full Package ONLY come with 12 (NOT 20) tables. Priced above accordingly.
 b - The list price for this package includes black weighted trumpet bases. Call for a quote if you'd like another style trumpet base.

Revolution® Cafe Table Package Options

STEP ② - SELECT YOUR TABLE OPTIONS

To select your table options and complete your product code start with your Revolution® Cafe Table Package Model Number. Fill in each “#” based on options selected below. Example:

REVPKG24RDMXE ① IC ② ③ ④ - ⑤ ⑥ ⑦



OPTION	DESCRIPTION	ADD TO MODEL NUMBER	HALF PACKAGE ADD-ON LIST PRICE	FULL PACKAGE ADD-ON LIST PRICE																																	
1 MAXX® EDGE COLOR	<p>Opal (O) Graphite (G) Pewter (P) Tungsten (T) Charcoal (C) Black (B)</p>	O for Opal G for Graphite P for Pewter T for Tungsten C for Charcoal B for Black	\$0	\$0																																	
2,3,4 LAMINATE	See page 85 for our standard Wilsonart® colors.		\$0 (standard*)	\$0 (standard*)																																	
5,6,7 BASE** X-BASE OPTIONS:	<table border="1"> <thead> <tr> <th>FOR TABLE SIZES</th> <th>DESCRIPTION</th> <th>WGT (LBS)</th> <th>ADD TO MODEL NUMBER</th> <th>HALF PACKAGE ADD-ON LIST PRICE</th> <th>FULL PACKAGE ADD-ON LIST PRICE</th> </tr> </thead> <tbody> <tr> <td>24" Round 30" Round 36" Round</td> <td>Brushed Silver X-Base (standard)</td> <td>3.2</td> <td>XCH</td> <td>\$0</td> <td>\$0</td> </tr> <tr> <td>3030 Square</td> <td>Black X-Base (standard)</td> <td>3.2</td> <td>XBL</td> <td>\$0</td> <td>\$0</td> </tr> </tbody> </table>	FOR TABLE SIZES	DESCRIPTION	WGT (LBS)	ADD TO MODEL NUMBER	HALF PACKAGE ADD-ON LIST PRICE	FULL PACKAGE ADD-ON LIST PRICE	24" Round 30" Round 36" Round	Brushed Silver X-Base (standard)	3.2	XCH	\$0	\$0	3030 Square	Black X-Base (standard)	3.2	XBL	\$0	\$0																		
FOR TABLE SIZES	DESCRIPTION	WGT (LBS)	ADD TO MODEL NUMBER	HALF PACKAGE ADD-ON LIST PRICE	FULL PACKAGE ADD-ON LIST PRICE																																
24" Round 30" Round 36" Round	Brushed Silver X-Base (standard)	3.2	XCH	\$0	\$0																																
3030 Square	Black X-Base (standard)	3.2	XBL	\$0	\$0																																
TRUMPET BASE OPTIONS:	<table border="1"> <tbody> <tr> <td rowspan="3">24" Round 30" Round</td> <td>20" Black Trumpet Base</td> <td>4.8</td> <td>TBL</td> <td>\$1,015</td> <td>\$2,025</td> </tr> <tr> <td>20" Polished Chrome Trumpet Base</td> <td>4.8</td> <td>TCH</td> <td>\$1,240</td> <td>\$2,475</td> </tr> <tr> <td>20" Brushed Nickel Trumpet Base</td> <td>4.8</td> <td>TBN</td> <td>\$1,800</td> <td>\$3,600</td> </tr> <tr> <td rowspan="3">36" Round 3030 Square</td> <td>23" Black Trumpet Base</td> <td>7.8</td> <td>TBL</td> <td>\$1,015</td> <td>\$2,025</td> </tr> <tr> <td>23" Polished Chrome Trumpet Base</td> <td>7.8</td> <td>TCH</td> <td>\$1,240</td> <td>\$2,475</td> </tr> <tr> <td>23" Brushed Nickel Trumpet Base</td> <td>7.8</td> <td>TBN</td> <td>\$2,365</td> <td>\$4,725</td> </tr> </tbody> </table>	24" Round 30" Round	20" Black Trumpet Base	4.8	TBL	\$1,015	\$2,025	20" Polished Chrome Trumpet Base	4.8	TCH	\$1,240	\$2,475	20" Brushed Nickel Trumpet Base	4.8	TBN	\$1,800	\$3,600	36" Round 3030 Square	23" Black Trumpet Base	7.8	TBL	\$1,015	\$2,025	23" Polished Chrome Trumpet Base	7.8	TCH	\$1,240	\$2,475	23" Brushed Nickel Trumpet Base	7.8	TBN	\$2,365	\$4,725				
24" Round 30" Round	20" Black Trumpet Base		4.8	TBL	\$1,015	\$2,025																															
	20" Polished Chrome Trumpet Base		4.8	TCH	\$1,240	\$2,475																															
	20" Brushed Nickel Trumpet Base	4.8	TBN	\$1,800	\$3,600																																
36" Round 3030 Square	23" Black Trumpet Base	7.8	TBL	\$1,015	\$2,025																																
	23" Polished Chrome Trumpet Base	7.8	TCH	\$1,240	\$2,475																																
	23" Brushed Nickel Trumpet Base	7.8	TBN	\$2,365	\$4,725																																
WEIGHTED TRUMPET BASE OPTIONS:	<table border="1"> <tbody> <tr> <td rowspan="3">24" Round 30" Round</td> <td>20" Weighted Black Trumpet Base</td> <td>27</td> <td>TBL-W</td> <td>\$2,250</td> <td>\$4,500</td> </tr> <tr> <td>20" Weighted Polished Chrome Trumpet Base</td> <td>27</td> <td>TCH-W</td> <td>\$2,365</td> <td>\$4,725</td> </tr> <tr> <td>20" Weighted Brushed Nickel Trumpet Base</td> <td>27</td> <td>TBN-W</td> <td>\$3,770</td> <td>\$7,540</td> </tr> <tr> <td rowspan="3">36" Round 3030 Square 3636 Square***</td> <td>23" Weighted Black Trumpet Base</td> <td>30</td> <td>TBL-W</td> <td>\$2,420</td> <td>\$4,840</td> </tr> <tr> <td>23" Weighted Polished Chrome Trumpet Base</td> <td>30</td> <td>TCH-W</td> <td>\$2,645</td> <td>\$5,290</td> </tr> <tr> <td>23" Weighted Brushed Nickel Trumpet Base</td> <td>30</td> <td>TBN-W</td> <td>\$4,390</td> <td>\$8,775</td> </tr> </tbody> </table>	24" Round 30" Round	20" Weighted Black Trumpet Base	27	TBL-W	\$2,250	\$4,500	20" Weighted Polished Chrome Trumpet Base	27	TCH-W	\$2,365	\$4,725	20" Weighted Brushed Nickel Trumpet Base	27	TBN-W	\$3,770	\$7,540	36" Round 3030 Square 3636 Square***	23" Weighted Black Trumpet Base	30	TBL-W	\$2,420	\$4,840	23" Weighted Polished Chrome Trumpet Base	30	TCH-W	\$2,645	\$5,290	23" Weighted Brushed Nickel Trumpet Base	30	TBN-W	\$4,390	\$8,775				
24" Round 30" Round	20" Weighted Black Trumpet Base		27	TBL-W	\$2,250	\$4,500																															
	20" Weighted Polished Chrome Trumpet Base		27	TCH-W	\$2,365	\$4,725																															
	20" Weighted Brushed Nickel Trumpet Base	27	TBN-W	\$3,770	\$7,540																																
36" Round 3030 Square 3636 Square***	23" Weighted Black Trumpet Base	30	TBL-W	\$2,420	\$4,840																																
	23" Weighted Polished Chrome Trumpet Base	30	TCH-W	\$2,645	\$5,290																																
	23" Weighted Brushed Nickel Trumpet Base	30	TBN-W	\$4,390	\$8,775																																

* Standard Laminates are offered at \$0 add on to list price. See page 85 for upcharges for non-standard laminates.

** Brushed Silver X-Base & Polished Chrome Trumpet Base comes with Chrome Column. Black X-Base & Black Trumpet Base comes with Black Column. Brushed Nickel Trumpet bases come with a Brushed Nickel Column.

*** A 23" Weighted Trumpet Base is the only option for sizes 3636 Square Revolution Cafe Tables.

MAXX-IC™ Cafe Tables

FEATURES



- Table top & column connect with patented flush-to-table bottom internal connection (IC) that locks securely into place
- Solid plywood core table tops store flat & compact without scratching or abrading
- Table top is finished with an attractive stain and UV Polycoat
- Four table top stain color options available - see page 84.
- Six MAXX Edge® color options available - see page 86.

STYLE	MODEL NUMBER	SIZE (W" x L" H")	WEIGHT (LBS)	LIST PRICE
Brushed Silver X-Base				
24" Round	PLY24RDMXE#IC-XCH	24 dia x 30	19.6	\$495
24" Round	PLY24RDMXE#IC-XCH42	24 dia x 42	20.6	\$500
30" Round	PLY30RDMXE#IC-XCH	30 dia x 30	24.6	\$520
30" Round	PLY30RDMXE#IC-XCH42	30 dia x 42	25.6	\$530
36" Round	PLY36RDMXE#IC-XCH	36 dia x 30	30.9	\$570
36" Round	PLY36RDMXE#IC-XCH42	36 dia x 42	31.9	\$575
36" Square	PLY3636MXE#IC-XCH	36 x 36 x 30	34.4	\$590
36" Square	PLY3636MXE#IC-XCH42	36 x 36 x 42	35.4	\$600
Black X-Base				
24" Round	PLY24RDMXE#IC-XBL	24 dia x 30	19.6	\$510
24" Round	PLY24RDMXE#IC-XBL42	24 dia x 42	20.6	\$520
30" Round	PLY30RDMXE#IC-XBL	30 dia x 30	24.6	\$540
30" Round	PLY30RDMXE#IC-XBL42	30 dia x 42	25.6	\$550
36" Round	PLY36RDMXE#IC-XBL	36 dia x 30	30.9	\$595
36" Round	PLY36RDMXE#IC-XBL42	36 dia x 42	31.9	\$605
36 x 36" Square	PLY3636MXE#IC-XBL	36 x 36 x 30	34.4	\$615
36 x 36" Square	PLY3636MXE#IC-XBL42	36 x 36 x 42	35.4	\$625
Polished Chrome Trumpet Base				
24" Round	PLY24RDMXE#IC-TCH	24 dia x 30	22.2	\$515
24" Round	PLY24RDMXE#IC-TCH42	24 dia x 42	23.2	\$520
30" Round	PLY30RDMXE#IC-TCH	30 dia x 30	27.2	\$545
30" Round	PLY30RDMXE#IC-TCH42	30 dia x 42	28.2	\$550
36" Round	PLY36RDMXE#IC-TCH	36 dia x 30	35.2	\$615
36" Round	PLY36RDMXE#IC-TCH42	36 dia x 42	36.2	\$620
36 x 36" Square	PLY3636MXE#IC-TCH	36 x 36 x 30	38.7	\$635
36 x 36" Square	PLY3636MXE#IC-TCH42	36 x 36 x 42	39.7	\$645
Brushed Nickel Trumpet Base				
24" Round	PLY24RDMXE#IC-TBN	24 dia x 30	22.2	\$565
24" Round	PLY24RDMXE#IC-TBN42	24 dia x 42	23.2	\$575
30" Round	PLY30RDMXE#IC-TBN	30 dia x 30	27.2	\$595
30" Round	PLY30RDMXE#IC-TBN42	30 dia x 42	28.2	\$605
36" Round	PLY36RDMXE#IC-TBN	36 dia x 30	35.2	\$675
36" Round	PLY36RDMXE#IC-TBN42	36 dia x 42	36.2	\$685
36 x 36" Square	PLY3636MXE#IC-TBN	36 x 36 x 30	38.7	\$700
36 x 36" Square	PLY3636MXE#IC-TBN42	36 x 36 x 42	39.7	\$705
Black Trumpet Base				
24" Round	PLY24RDMXE#IC-TBL	24 dia x 30	22.2	\$510
24" Round	PLY24RDMXE#IC-TBL42	24 dia x 42	23.2	\$520
30" Round	PLY30RDMXE#IC-TBL	30 dia x 30	27.2	\$540
30" Round	PLY30RDMXE#IC-TBL42	30 dia x 42	28.2	\$550
36" Round	PLY36RDMXE#IC-TBL	36 dia x 30	35.2	\$590
36" Round	PLY36RDMXE#IC-TBL42	36 dia x 42	36.2	\$600
36 x 36" Square	PLY3636MXE#IC-TBL	36 x 36 x 30	38.7	\$610
36 x 36" Square	PLY3636MXE#IC-TBL42	36 x 36 x 42	39.7	\$620
Weighted Polished Chrome Trumpet Base				
24" Round	PLY24RDMXE#IC-TCH-WB	24 dia x 30	44.4	\$670
24" Round	PLY24RDMXE#IC-TCH42-WB	24 dia x 42	45.4	\$680
30" Round	PLY30RDMXE#IC-TCH-WB	30 dia x 30	49.4	\$700
30" Round	PLY30RDMXE#IC-TCH42-WB	30 dia x 42	50.4	\$705
36" Round	PLY36RDMXE#IC-TCH-WB	36 dia x 30	57.4	\$770
36" Round	PLY36RDMXE#IC-TCH42-WB	36 dia x 42	58.4	\$780
36 x 36" Square	PLY3636MXE#IC-TCH-WB	36 x 36 x 30	60.9	\$795
36 x 36" Square	PLY3636MXE#IC-TCH42-WB	36 x 36 x 42	61.9	\$800
Weighted Brushed Nickel Trumpet Base				
24" Round	PLY24RDMXE#IC-TBN-WB	24 dia x 30	44.4	\$720
24" Round	PLY24RDMXE#IC-TBN42-WB	24 dia x 42	45.4	\$735
30" Round	PLY30RDMXE#IC-TBN-WB	30 dia x 30	49.4	\$750
30" Round	PLY30RDMXE#IC-TBN42-WB	30 dia x 42	50.4	\$760
36" Round	PLY36RDMXE#IC-TBN-WB	36 dia x 30	57.4	\$835
36" Round	PLY36RDMXE#IC-TBN42-WB	36 dia x 42	58.4	\$845
36 x 36" Square	PLY3636MXE#IC-TBN-WB	36 x 36 x 30	60.9	\$855
36 x 36" Square	PLY3636MXE#IC-TBN42-WB	36 x 36 x 42	61.9	\$865
Weighted Black Trumpet Base				
24" Round	PLY24RDMXE#IC-TBL-WB	24 dia x 30	44.4	\$665
24" Round	PLY24RDMXE#IC-TBL42-WB	24 dia x 42	45.4	\$680
30" Round	PLY30RDMXE#IC-TBL-WB	30 dia x 30	49.4	\$695
30" Round	PLY30RDMXE#IC-TBL42-WB	30 dia x 42	50.4	\$705
36" Round	PLY36RDMXE#IC-TBL-WB	36 dia x 30	57.4	\$745
36" Round	PLY36RDMXE#IC-TBL42-WB	36 dia x 42	58.4	\$755
36 x 36" Square	PLY3636MXE#IC-TBL-WB	36 x 36 x 30	60.9	\$765
36 x 36" Square	PLY3636MXE#IC-TBL42-WB	36 x 36 x 42	61.9	\$775

MAXX-IC™ Cafe Table Packages



FEATURES

- Complete self-contained unit including HD-CCT30-REV transport cart*
- Available in full or half packages
- Table top & column connect with patented flush-to-table bottom internal connection (IC) that locks securely into place
- Solid plywood core table top
- Table top is finished with an attractive Walnut stain and UV Polycoat
- Seamless polyurethane MAXX Edge® in your choice of four colors
- Full Package (20 tables) / Half Package (10 tables):

STYLE	MODEL NUMBER	SIZE (W" x L" H")	WEIGHT (LBS)	LIST PRICE
Brushed Silver X-Base				
24" Round Full Package	PLYPKG24RDMXEXIC-XCH	24 dia x 30/42	460	\$11,210
30" Round Full Package	PLYPKG30RDMXEXIC-XCH	30 dia x 30/42	560	\$11,785
36" Round Full Package	PLYPKG36RDMXEXIC-XCH	36 dia x 30/42	686	\$12,760
36 x 36" Square Full Package	PLYPKG3636MXEXIC-XCH	36 x 36 x 30/42	756	\$13,190
24" Round Half Package	PLYHP24RDMXEXIC-XCH	24 dia x 30/42	230	\$5,605
30" Round Half Package	PLYHP30RDMXEXIC-XCH	30 dia x 30/42	280	\$5,895
36" Round Half Package	PLYHP36RDMXEXIC-XCH	36 dia x 30/42	343	\$6,380
36 x 36" Square Half Package	PLYHP3636MXEXIC-XCH	36 x 36 x 30/42	373	\$6,595
Black X-Base				
24" Round Full Package	PLYPKG24RDMXEXIC-XBL	24 dia x 30/42	460	\$11,770
30" Round Full Package	PLYPKG30RDMXEXIC-XBL	30 dia x 30/42	560	\$12,345
36" Round Full Package	PLYPKG36RDMXEXIC-XBL	36 dia x 30/42	686	\$13,430
36 x 36" Square Package	PLYPKG3636MXEXIC-XBL	36 x 36 x 30/42	756	\$13,865
24" Round Half Package	PLYHP24RDMXEXIC-XBL	24 dia x 30/42	230	\$5,885
30" Round Half Package	PLYHP30RDMXEXIC-XBL	30 dia x 30/42	280	\$6,175
36" Round Half Package	PLYHP36RDMXEXIC-XBL	36 dia x 30/42	343	\$6,715
36 x 36" Round Package	PLYHP3636MXEXIC-XBL	36 x 36 x 30/42	378	\$6,930
Polished Chrome Trumpet Base				
24" Round Full Package	PLYPKG24RDMXEXIC-TCH	24 dia x 30/42	512	\$11,655
30" Round Full Package	PLYPKG30RDMXEXIC-TCH	30 dia x 30/42	612	\$12,235
36" Round Full Package	PLYPKG36RDMXEXIC-TCH	36 dia x 30/42	772	\$13,655
36 x 36" Square Package	PLYPKG3636MXEXIC-TCH	36 x 36 x 30/42	842	\$14,085
24" Round Half Package	PLYHP24RDMXEXIC-TCH	24 dia x 30/42	256	\$5,830
30" Round Half Package	PLYHP30RDMXEXIC-TCH	30 dia x 30/42	306	\$6,115
36" Round Half Package	PLYHP36RDMXEXIC-TCH	36 dia x 30/42	386	\$6,830
36 x 36" Square Half Package	PLYHP3636MXEXIC-TCH	36 x 36 x 30/42	421	\$7,045
Brushed Nickel Trumpet Base				
24" Round Full Package	PLYPKG24RDMXEXIC-TBN	24 dia x 30/42	512	\$13,100
30" Round Full Package	PLYPKG30RDMXEXIC-TBN	30 dia x 30/42	612	\$13,675
36" Round Full Package	PLYPKG36RDMXEXIC-TBN	36 dia x 30/42	772	\$15,330
36 x 36" Square Full Package	PLYPKG3636MXEXIC-TBN	36 x 36 x 30/42	842	\$15,760
24" Round Half Package	PLYHP24RDMXEXIC-TBN	24 dia x 30/42	256	\$6,550
30" Round Half Package	PLYHP30RDMXEXIC-TBN	30 dia x 30/42	306	\$6,840
36" Round Half Package	PLYHP36RDMXEXIC-TBN	36 dia x 30/42	386	\$7,665
36 x 36" Square Half Package	PLYHP3636MXEXIC-TBN	36 x 36 x 30/42	421	\$7,880
Black Trumpet Base				
24" Round Full Package	PLYPKG24RDMXEXIC-TBL	24 dia x 30/42	512	\$11,770
30" Round Full Package	PLYPKG30RDMXEXIC-TBL	30 dia x 30/42	612	\$12,345
36" Round Full Package	PLYPKG36RDMXEXIC-TBL	36 dia x 30/42	772	\$13,320
36 x 36" Square Full Package	PLYPKG3636MXEXIC-TBL	36 x 36 x 30/42	842	\$13,750
24" Round Half Package	PLYHP24RDMXEXIC-TBL	24 dia x 30/42	256	\$5,885
30" Round Half Package	PLYHP30RDMXEXIC-TBL	30 dia x 30/42	306	\$6,175
36" Round Half Package	PLYHP36RDMXEXIC-TBL	36 dia x 30/42	386	\$6,660
36 x 36" Square Half Package	PLYHP3636MXEXIC-TBL	36 x 36 x 30/42	421	\$6,875
Weighted Polished Chrome Trumpet Base				
24" Round Full Package	PLYPKG24RDMXEXIC-TCH-WB	24 dia x 30/42	956	\$8,875
30" Round Full Package	PLYPKG30RDMXEXIC-TCH-WB	30 dia x 30/42	1056	\$9,220
36" Round Full Package	PLYPKG36RDMXEXIC-TCH-WB	36 dia x 30/42	1216	\$10,075
36 x 36" Square Full Package	PLYPKG3636MXEXIC-TCH-WB	36 x 36 x 30/42	1286	\$10,335
24" Round Half Package	PLYHP24RDMXEXIC-TCH-WB	24 dia x 30/42	478	\$4,440
30" Round Half Package	PLYHP30RDMXEXIC-TCH-WB	30 dia x 30/42	528	\$4,610
36" Round Half Package	PLYHP36RDMXEXIC-TCH-WB	36 dia x 30/42	608	\$5,040
36 x 36" Square Half Package	PLYHP3636MXEXIC-TCH-WB	36 x 36 x 30/42	643	\$5,165
Weighted Brushed Nickel Trumpet Base				
24" Round Full Package	PLYPKG24RDMXEXIC-TBN-WB	24 dia x 30/42	300	\$9,740
30" Round Full Package	PLYPKG30RDMXEXIC-TBN-WB	30 dia x 30/42	400	\$10,090
36" Round Full Package	PLYPKG36RDMXEXIC-TBN-WB	36 dia x 30/42	500	\$11,080
36 x 36" Square Full Package	PLYPKG3636MXEXIC-TBN-WB	36 x 36 x 30/42	570	\$11,340
24" Round Half Package	PLYHP24RDMXEXIC-TBN-WB	24 dia x 30/42	150	\$4,870
30" Round Half Package	PLYHP30RDMXEXIC-TBN-WB	30 dia x 30/42	200	\$5,045
36" Round Half Package	PLYHP36RDMXEXIC-TBN-WB	36 dia x 30/42	250	\$5,540
36 x 36" Square Half Package	PLYHP3636MXEXIC-TBN-WB	36 x 36 x 30/42	285	\$5,670
Weighted Black Trumpet Base				
24" Round Full Package	PLYPKG24RDMXEXIC-TBL-WB	24 dia x 30/42	956	\$8,945
30" Round Full Package	PLYPKG30RDMXEXIC-TBL-WB	30 dia x 30/42	1056	\$9,290
36" Round Full Package	PLYPKG36RDMXEXIC-TBL-WB	36 dia x 30/42	1216	\$9,875
36 x 36" Square Full Package	PLYPKG3636MXEXIC-TBL-WB	36 x 36 x 30/42	1286	\$10,130
24" Round Half Package	PLYHP24RDMXEXIC-TBL-WB	24 dia x 30/42	478	\$4,470
30" Round Half Package	PLYHP30RDMXEXIC-TBL-WB	30 dia x 30/42	528	\$4,645
36" Round Half Package	PLYHP36RDMXEXIC-TBL-WB	36 dia x 30/42	608	\$4,935
36 x 36" Square Half Package	PLYHP3636MXEXIC-TBL-WB	36 x 36 x 30/42	643	\$5,065

* If weighted trumpet bases are chosen for the MAXX-IC Full Package, it will hold 12 (NOT 20) tables; cart model will vary from HD-CCT30-REV. See page 38 for HD-CCT30-REV-WB.

Cafe Tables

FEATURES

- Knock-down design stores compactly
- A variety of shapes and sizes available for tops, columns and bases
- Fill in first # with MAXX Edge® code (pg 86) and -### with laminate code on page 85







HEIGHT

- 30" Dining Height; 42" Bistro Height; 30" to 42" pin Adjustable Height (only available in Chrome)

BASE

See more base info on page 21

- Black or Brushed Silver X-Base is standard - see prices below.
- Black Trumpet: ADD \$100; Polished Chrome Trumpet: ADD \$125; Brushed Nickel Trumpet: ADD \$180-\$235
- Weighted Black Trumpet: ADD \$225-\$240; Weighted Polished Chrome Trumpet: ADD \$235-\$265; Weighted Brushed Nickel Trumpet: ADD \$375-\$440; Brushed Nickel Trumpet Base comes with a Brushed Nickel Column.
- Black Trumpet/X-Base come with Black Column; Polished Chrome Trumpet/Silver X-Base come with Chrome Column.

STYLE	SERIES	MODEL NUMBER	SIZE (W" x L" x H")	SPECIAL NOTES	WEIGHT (LBS)	LIST PRICE
	MAXX Edge® Laminate	LS3024RD-MX#-###	24 dia x 30		19	\$490
	MAXX Edge® Laminate	LS4224RD-MX#-###	24 dia x 42		20	\$525
	MAXX Edge® Laminate	LSADJ24RD-MX#-###	24 dia x adj		21	\$615
	Laminate	LS3024RD-###	24 dia x 30		17	\$410
	Laminate	LS4224RD-###	24 dia x 42		18	\$445
	Laminate	LSADJ24RD-###	24 dia x adj		19	\$490
	200 Series Plywood	HO24DI-SK	24 dia x 30	ISP	17	\$300
	200 Series Plywood	HO24DI-SK42	24 dia x 42	ISP	18	\$330
	200 Series Plywood	HO24DI-SKADJ	24 dia x adj	ISP	19	\$375
	MAXX Edge® Laminate	LS3030RD-MX#-###	30 dia x 30		25	\$505
	MAXX Edge® Laminate	LS4230RD-MX#-###	30 dia x 42	QSP	26	\$535
	MAXX Edge® Laminate	LSADJ30RD-MX#-###	30 dia x adj		27	\$630
	Laminate	LS3030RD-###	30 dia x 30	ISP	22	\$425
	Laminate	LS4230RD-###	30 dia x 42	ISP	23	\$455
	Laminate	LSADJ30RD-###	30 dia x adj		24	\$505
	200 Series Plywood	HO30DI-SK	30 dia x 30	ISP	22	\$310
	200 Series Plywood	HO30DI-SK42	30 dia x 42	ISP	23	\$345
	200 Series Plywood	HO30DI-SKADJ	30 dia x adj	ISP	23	\$390
	MAXX Edge® Laminate	LS3036RD-MX#-###	36 dia x 30		32	\$585
	MAXX Edge® Laminate	LS4236RD-MX#-###	36 dia x 42		33	\$680
	MAXX Edge® Laminate	LSADJ36RD-MX#-###	36 dia x adj		34	\$730
	Laminate	LS3036RD-###	36 dia x 30	ISP	30	\$450
	Laminate	LS4236RD-###	36 dia x 42	ISP	31	\$485
	Laminate	LSADJ36RD-###	36 dia x adj		32	\$530
	200 Series Plywood	HO36DI-SK	36 dia x 30	ISP	25	\$350
	200 Series Plywood	HO36DI-SK42	36 dia x 42	ISP	26	\$385
	200 Series Plywood	HO36DI-SKADJ	36 dia x adj	ISP	26	\$430
	Laminate	LS302424-###	24 x 24 x 30		19	\$425
	Laminate	LS422424-###	24 x 24 x 42		20	\$455
	Laminate	LSADJ2424-###	24 x 24 x adj		21	\$505
	Laminate	LS303030-###	30 x 30 x 30		25	\$435
	Laminate	LS423030-###	30 x 30 x 42		27	\$470
	Laminate	LSADJ3030-###	30 x 30 x adj		28	\$515
	200 Series Plywood	HO3030-SK	30 x 30 x 30	ISP	25	\$375
	200 Series Plywood	HO3030-SK42	30 x 30 x 42	ISP	26	\$400
	200 Series Plywood	HO3030-SKADJ	30 x 30 x adj	ISP	27	\$455
	Laminate	LS303636-###	36 x 36 x 30		35	\$465
	Laminate	LS423636-###	36 x 36 x 42		36	\$495
	Laminate	LSADJ3636-###	36 x 36 x adj		37	\$545
	200 Series Plywood	HO3636-SK	36 x 36 x 30	ISP	28	\$400
	200 Series Plywood	HO3636-SK42	36 x 36 x 42	ISP	29	\$410
	200 Series Plywood	HOTRI30-SK	30 x 30 x 30		23	\$345
	200 Series Plywood	HOTRI30-SK42	30 x 30 x 42		24	\$370
	200 Series Plywood	HOTRI30-SKADJ	30 x 30 x adj		25	\$415
	200 Series Plywood	HOTRI36-SK	36 x 36 x 30		26	\$375
	200 Series Plywood	HOTRI36-SK42	36 x 36 x 42		27	\$410
	200 Series Plywood	HOTRI36-SKADJ	36 x 36 x adj		28	\$455

QSP (Quick Ship Program) - Ships within 3 business days. Model includes Graphite Nebula laminate by Wilsonart®, Black MAXX Edge®, 42" Chrome column w/ a Polished Chrome trumpet base. ISP (In-Stock Program) - Ships within 12 business days.

Cafe Table Packages

FEATURES

- Complete self-contained unit including transport cart
- Knock-down design stores compactly
- A variety of sizes available for tops, columns and bases

COLUMN & BASE FINISH

- Brushed Silver X-Base or Black X-Base are standard (see prices below)
- See other base options below

LAMINATE OPTIONS

- See laminate options on page 85











30" Cafe Table Packages (10 Tables, 10 Bases, 20 Columns):

STYLE	MODEL NUMBER	STYLE	SERIES	SIZE (W" x L" x H")	WEIGHT (LBS)	LIST PRICE
30"	RECPKG-HO-30RD-CCT	Round	200 Series Plywood	30" dia x 30/42"	454	\$5,165
	RECPKG-HO-30SQ-CCT	Square	200 Series Plywood	30" x 30" x 30/42"	484	\$5,290
	RECPKG-B30RDCCT	Round	ABS Plastic	30" dia x 30/42"	454	\$6,650
	RECPKG-LS30DIB	Round	Laminate	30" dia x 30/42"	454	\$6,175
	RECPKG-LS3030B	Square	Laminate	30" x 30" x 30/42"	474	\$6,300
	RECPKG-LS30DI-MX	Round	MAXX Edge® Laminate	30" dia x 30/42"	484	\$6,930

36" Cafe Table Packages (12 Tables, 12 Bases, 24 Columns):

STYLE	MODEL NUMBER	STYLE	SERIES	SIZE (W" x L" x H")	WEIGHT (LBS)	LIST PRICE
36"	RECPKG-HO-36RD-CCT	Round	200 Series Plywood	36" dia x 30/42"	571	\$6,805
	RECPKG-HO-36SQ-CCT	Square	200 Series Plywood	36" x 30" x 30/42"	607	\$6,930
	RECPKG-B36RDCCT	Round	ABS Plastic	36" dia x 30/42"	571	\$8,315
	RECPKG-LS36DIB	Round	Laminate	36" dia x 30/42"	631	\$8,190
	RECPKG-LS3630B	Square	Laminate	36" x 30" x 30/42"	691	\$8,315
	RECPKG-LS36DI-MX	Round	MAXX Edge® Laminate	36" dia x 30/42"	655	\$9,575

BASE OPTIONS*	DESCRIPTION	IMAGE	MODEL NUMBER	WEIGHT (LBS) PER BASE	30" PACKAGE ADD-ON LIST PRICE	36" PACKAGE ADD-ON LIST PRICE
X-BASE OPTIONS:	Brushed Silver X-Base (standard)		XCH	3.2	\$0	\$0
	Black X-Base (standard)		XBL	3.2	\$0	\$0
TRUMPET BASE OPTIONS:	Black Trumpet Base		TBL	4.8	\$1,015	\$1,215
	Polished Chrome Trumpet Base		TCH	4.8	\$1,240	\$1,485
	Brushed Nickel Trumpet Base		TBN	4.8	\$1,800	\$2,835
WEIGHTED TRUMPET BASE OPTIONS:	Weighted Black Trumpet Base		TBL-W	27-30	\$2,250	\$2,420
	Weighted Polished Chrome Trumpet Base		TCH-W	27-30	\$2,365	\$2,645
	Weighted Brushed Nickel Trumpet Base		TBN-W	27-30	\$3,770	\$5,265

*Brushed Silver X-Base & Polished Chrome Trumpet Base come with Chrome Column. Black X-Base & Black Trumpet Base come with Black Column. Brushed Nickel Trumpet Base comes with Brushed Nickel Column.

MAXX Edge® Laminate Folding Tables

FEATURES

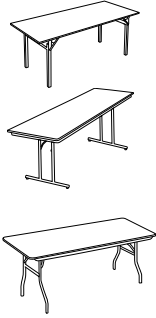
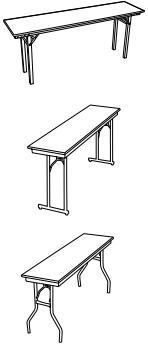

- MAXX Edge® is a poured seamless polyurethane edge that prevents food & bacteria collection
- Solid plywood core
- High-pressure laminate surface
- Leg Style Options - All come with black epoxy powdercoat finish:
 - **Square Leg** 600 (aka Premiere Series™)/600 Series): 1.5" square steel folding legs
 - **Designer Leg** DS (aka Conference Series): Ergonomically designed legs
 - **Wishbone Leg** LS (aka Classic Series): Heavy-duty steel "gravity-lock" legs

LAMINATE OPTIONS

See laminate options on page 85; Fill in #-### with laminate code and MAXX Edge® code page 86.

ELECTRICAL OPTIONS

See electrical options on page 90

STYLE	LEG STYLE	MODEL NUMBER	SPECIAL NOTES	SIZE (W" x L" x H")	WEIGHT (LBS)	LIST PRICE
Banquet 	Square Leg	600-3072-MX#-###		30 x 72 x 30	52	\$875
		600-2496-MX#-###		24 x 96 x 30	55	\$900
		600-3096-MX#-###		30 x 96 x 30	66	\$925
	Designer Leg	DS303072-MX#-###		30 x 72 x 30	59	\$885
		DS302496-MX#-###		24 x 96 x 30	62	\$1,025
		DS303096-MX#-###		30 x 96 x 30	72	\$1,040
	Wishbone	LS303072-MX#-###	QSP, gl	30 x 72 x 30	60	\$880
		LS302496-MX#-###	gl	24 x 96 x 30	64	\$905
		LS303096-MX#-###	gl	30 x 96 x 30	80	\$1,025
Training 	Square Leg	600-1872-MX#-###		18 x 72 x 30	49	\$810
		600-1896-MX#-###		18 x 96 x 30	52	\$835
	Designer Leg	DS301872-MX#-###		18 x 72 x 30	45	\$810
		DS301896-MX#-###		18 x 96 x 30	54	\$860
	Wishbone Leg	LS301872-MX#-###	QSP, gl	18 x 72 x 30	40	\$820
		LS301896-MX#-###	gl	18 x 96 x 30	50	\$990
Round 	Square Leg	600-60DI-MX#-###		60 dia x 30	66	\$1,165
		600-72DI-MX#-###	sv	72 dia x 30	94	\$1,720
	Wishbone Leg	LS3060RD-MX#-###	ns, gl	60 dia x 30	69	\$1,255
		LS3072RD-MX#-###		72 dia x 30	97	\$1,515

QSP (Quick Ship Program) - Ships within 3 business days. Model includes Windsor Mahogany laminate by Wilsonart®, Black MAXX Edge®, Black/Gravity-lock/Wishbone Folding Legs
 gl - Gravity-lock legs
 sv - Seam visible on table
 ns - Non-Sequential folding leg standard



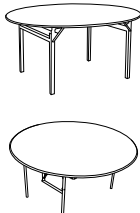


Laminate Folding Tables

FEATURES

- Solid plywood core
- Black vinyl “bullnose” molding
- High pressure laminate surface
- Leg Style Options - All come with black epoxy powdercoat finish:
 - **Square Leg** 600 (aka Premiere Series™/600 Series): 1.5” square steel folding legs
 - **Designer Leg** DS (aka Conference Series): Ergonomically designed T-legs
 - **Wishbone Leg** LS (aka Classic Series): Heavy-duty steel “gravity-lock” legs

LAMINATE OPTIONS See laminate options on page 85; Fill in ### with laminate code.

ELECTRICAL OPTIONS See electrical options on page 90

STYLE	LEG STYLE	MODEL NUMBER	SPECIAL NOTES	SIZE (W" x L" x H")	QUICK SHIP	WEIGHT (LBS)	LIST PRICE
Banquet 	Square Leg	600-3060B-###		30 x 60 x 30		49	\$695
		600-3072B-###		30 x 72 x 30		51	\$725
		600-3096B-###		30 x 96 x 30		64	\$800
	Designer Leg	DS303072-###		30 x 72 x 30		59	\$840
		DS303096-###		30 x 96 x 30		72	\$880
	Wishbone Leg	LS303072-###		30 x 72 x 30	ISP	59	\$820
LS303096-###		30 x 96 x 30		72	\$880		
Training 	Square Leg	600-1860B-###		18 x 60 x 30		45	\$630
		600-1872B-###		18 x 72 x 30		48	\$645
		600-1896B-###		18 x 96 x 30		50	\$670
		600-2460B-###		24 x 60 x 30		53	\$695
		600-2472B-###		24 x 72 x 30		55	\$725
	Designer Leg	600-2496B-###		24 x 96 x 30		57	\$745
		DS301872-###		18 x 72 x 30		45	\$695
		DS301896-###		18 x 96 x 30		54	\$745
		DS302472-###		24 x 72 x 30		51	\$795
	Wishbone Leg	DS302496-###		24 x 96 x 30		60	\$920
		LS301872-###		18 x 72 x 30	ISP	39	\$660
		LS301896-###		18 x 96 x 30		49	\$700
		LS302472-###		24 x 72 x 30		51	\$730
		LS302496-###		24 x 96 x 30		60	\$765
Modesty Panel		MPS1272		12 x 72 x 0.75		21	\$315
		MPS1296		12 x 96 x 0.75		25	\$330
Round 	Square Leg	600-30DIB-###		30 dia x 30		27	\$505
		600-36DIB-###		36 dia x 30		31	\$575
		600-48DIB-###		48 dia x 30		42	\$895
		600-60DIB-###		60 dia x 30		65	\$985
		600-66DIB-###		66 dia x 30		67	\$1,070
		600-72DIB-###		72 dia x 30		91	\$1,310
	Wishbone Leg	LS3060RD-###	ns	60 dia x 30	ISP	68	\$965
		LS3072RD-###	ns, sv	72 dia x 30		94	\$1,370
Square 	Square Leg	600-3030-###		30 x 30 x 30		30	\$565
		600-3636-###		36 x 36 x 30		37	\$610
		600-4242-###		42 x 42 x 30		45	\$870
		600-4848-###		48 x 48 x 30		48	\$870
		600-6060-###		60 x 60 x 30		65	\$1,035
Serpentine 	Square Leg	600-3X8B-###		30 x 48 x 30		49	\$770
		600-4X9B-###		30 x 54 x 30		54	\$945
		600-5X10B-###		30 x 60 x 30		58	\$985

ISP (In-Stock Program) - Ships within 12 business days.


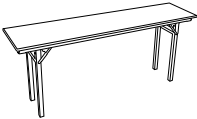
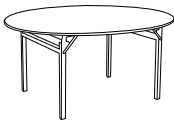



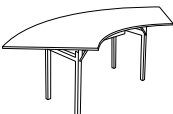
ns - Non-Sequential folding leg standard

sv - Seam visible on table

600 Series Plywood Folding Tables

FEATURES

- 5/8" plywood top
- Standard with square corners
- Ultraviolet light cured polyurethane coating on plywood top
- Walnut sealer stain finish
- C-Channel wrapped aluminum edge molding
- 1.5" square folding legs with black epoxy powdercoat finish
- Full length unitized steel frame

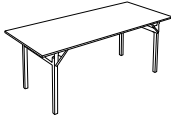
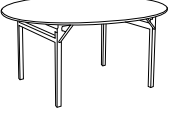



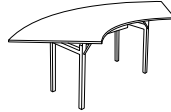
STYLE	MODEL NUMBER	SPECIAL NOTES	SIZE (W" x L" x H")	WEIGHT (LBS)	LIST PRICE
Banquet 	600-3060A		30 x 60 x 30	47	\$470
	600-3072A	ISP	30 x 72 x 30	56	\$540
	600-3096A	ISP	30 x 96 x 30	52	\$560
	600-3672A		36 x 72 x 30	58	\$640
	600-3696A		36 x 96 x 30	64	\$650
Training 	600-1860A		18 x 60 x 30	45	\$410
	600-1872A	ISP	18 x 72 x 30	47	\$415
	600-1896A	ISP	18 x 96 x 30	49	\$470
	600-2460A		24 x 60 x 30	52	\$475
	600-2472A		24 x 72 x 30	55	\$510
	600-2496A		24 x 96 x 30	57	\$545
Round 	600-30DIA		30 dia x 30	26	\$405
	600-36DIA		36 dia x 30	30	\$435
	600-48DIA		48 dia x 30	41	\$595
	600-60DIA	ISP	60 dia x 30	64	\$635
	600-66DIA		66 dia x 30	69	\$820
	600-72DIA	ISP	72 dia x 30	85	\$820
Square 	600-3030A		30 x 30 x 30	29	\$480
	600-3636A		36 x 36 x 30	36	\$500
	600-4242A		42 x 42 x 30	44	\$650
	600-4848A		48 x 48 x 30	47	\$650
	600-6060A		60 x 60 x 30	72	\$675
	600-7272A		72 x 72 x 30	88	\$875
Half-Round 	600-60SCA		30 x 60 x 30	43	\$480
	600-72SCA		36 x 72 x 30	50	\$630
Quarter-Round 	600-30QTA		30 x 30 x 30	29	\$450
	600-36QTA		36 x 36 x 30	32	\$475
Serpentine 	600-3X8A		30 x 48 x 30	48	\$545
	600-4X9A		30 x 54 x 30	53	\$645
	600-5X10A		30 x 60 x 30	57	\$730
	600-7X12A		30 x 72 x 30	71	\$870
	600-10X15A		30 x 90 x 30	83	\$970

ISP (In-Stock Program) - Ships within 12 business days.

600 Series Padded Top Folding Tables

FEATURES

- 5/8" plywood top
- Standard with square corners
- White padded vinyl top
- C-Channel wrapped aluminum edge molding
- 1.5" square folding legs with black epoxy powdercoat finish
- Full length unitized steel frame

STYLE	MODEL NUMBER	SPECIAL NOTES	SIZE (W" x L" x H")	WEIGHT (LBS)	LIST PRICE
Banquet 	600-3060A-PAD		30 x 60 x 30	47	\$645
	600-3072A-PAD		30 x 72 x 30	50	\$660
	600-3096A-PAD		30 x 96 x 30	63	\$715
	600-3672A-PAD		36 x 72 x 30	58	\$810
	600-3696A-PAD		36 x 96 x 30	64	\$840
Training 	600-1860A-PAD		18 x 60 x 30	45	\$545
	600-1872A-PAD		18 x 72 x 30	47	\$560
	600-1896A-PAD		18 x 96 x 30	49	\$615
	600-2460A-PAD		24 x 60 x 30	52	\$640
	600-2472A-PAD		24 x 72 x 30	55	\$645
	600-2496A-PAD		24 x 96 x 30	57	\$665
Round 	600-30DIA-PAD		30 dia x 30	26	\$465
	600-36DIA-PAD		36 dia x 30	30	\$490
	600-48DIA-PAD		48 dia x 30	41	\$755
	600-60DIA-PAD		60 dia x 30	64	\$825
	600-66DIA-PAD		66 dia x 30	69	\$995
	600-72DIA-PAD		72 dia x 30	84	\$1,020
Square 	600-3030A-PAD		30 x 30 x 30	29	\$555
	600-3636A-PAD		36 x 36 x 30	36	\$600
	600-4242A-PAD		42 x 42 x 30	44	\$810
	600-4848A-PAD		48 x 48 x 30	47	\$810
	600-6060A-PAD		60 x 60 x 30	72	\$825
	600-7272A-PAD		72 x 72 x 30	88	\$1,160
Half-Round 	600-60SCA-PAD		30 x 60 x 30	43	\$615
	600-72SCA-PAD		36 x 72 x 30	50	\$770
Quarter-Round 	600-30QTA-PAD		30 x 30 x 30	29	\$510
	600-36QTA-PAD		36 x 36 x 30	32	\$555
Serpentine 	600-3X8A-PAD		30 x 48 x 30	48	\$655
	600-4X9A-PAD		30 x 54 x 30	53	\$780
	600-5X10A-PAD		30 x 60 x 30	57	\$870
	600-7X12A-PAD		30 x 72 x 30	71	\$1,010
	600-10X15A-PAD		30 x 90 x 30	83	\$1,110

200 Series Plywood Folding Tables

FEATURES








- 5/8" plywood top / walnut sealer stain / UV polycoat
- Low profile hardwood runners
- C-Channel wrapped aluminum edge molding
- Gravity lock, wishbone folding leg or Knock-down column & base available
- 100% bolt-thru construction

TABLE HEIGHT

30" Standard; 29" add \$25 LIST/table; Adjustable Height (w/ pin) add \$100 LIST/table

ORDER QUANTITY

Minimum 2 each by size and options

STYLE	MODEL NUMBER	SPECIAL NOTES	SIZE (W" x L" x H")	WEIGHT (LBS)	LIST PRICE
Banquet 	HO3048		30 x 48 x 30	33	\$380
	HO3072	ISP	30 x 72 x 30	50	\$410
	HO3096	ISP	30 x 96 x 30	53	\$435
	HO3672		36 x 72 x 30	55	\$545
	HO3696		36 x 96 x 30	64	\$575
Training 	HO1872	ISP	18 x 72 x 30	30	\$370
	HO1896	ISP	18 x 96 x 30	42	\$380
	HO2472		24 x 72 x 30	45	\$390
	HO2496		24 x 96 x 30	54	\$430
Round 	HO30DI		30 dia x 30	27	\$370
	HO36DI		36 dia x 30	31	\$380
	HO48DI	ISP	48 dia x 30	46	\$425
	HO60DI	ISP, nsa	60 dia x 30	65	\$505
	HO66DI	nsa,nah	66 dia x 30	66	\$735
	HO72DI	nsa,nah, sp	72 dia x 30	85	\$740
Square 	HO4848	nah	48 x 48 x 30	50	\$465
	HO6060		60 x 60 x 30	70	\$560
	HO7272		72 x 72 x 30	80	\$755
Half-Round 	HOSC30	nmt	15 x 30 x 30	21	\$370
	HOSC36	nmt	18 x 36 x 30	24	\$395
	HOSC48	nmt	24 x 48 x 30	31	\$420
	HOSC60	nmt	30 x 60 x 30	40	\$435
	HOSC72	nmt	36 x 72 x 30	52	\$560
	HOSC96		48 x 96 x 30	65	\$695
Quarter-Round 	HOQT60	nmt	30 x 30 x 30	23	\$365
	HOQT72	nmt	36 x 36 x 30	28	\$375
Cafe Round ("Knock-Down") 	HO24DI-SK	ISP, tpt	24 dia x 30	17	\$300
	HO24DI-SK42	ISP, tpt	24 dia x 42	18	\$330
	HO24DI-SKADJ	ISP, tpt	24 dia x adj	19	\$375
	HO30DI-SK	ISP, tpt	30 dia x 30	22	\$310
	HO30DI-SK42	ISP, tpt	30 dia x 42	23	\$345
	HO30DI-SKADJ	ISP, tpt	30 dia x adj	23	\$390
	HO36DI-SK	ISP, tpt	36 dia x 30	25	\$350
	HO36DI-SK42	ISP, tpt	36 dia x 42	26	\$385
	HO36DI-SKADJ	ISP, tpt	36 dia x adj	26	\$430

200 Series Plywood Folding Tables

FEATURES



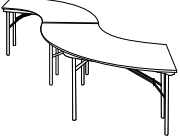
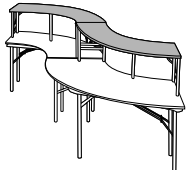

- 5/8" plywood top / walnut sealer stain / UV polycoat
- Low profile hardwood runners
- C-Channel wrapped aluminum edge molding
- Gravity lock, wishbone folding leg or Knock-down column & base available
- 100% bolt-thru construction

TABLE HEIGHT

30" Standard; 29" add \$25 LIST/table; Adjustable Height (w/ pin) add \$100 LIST/table

ORDER QUANTITY

Minimum 2 each by size and options

STYLE	MODEL NUMBER	SPECIAL NOTES	SIZE (W" x L" x H")	WEIGHT (LBS)	LIST PRICE
Cafe Square ("Knock-Down") 	HO3030-SK	ISP, tpt	30 x 30 x 30	25	\$375
	HO3030-SK42	ISP, tpt	30 x 30 x 42	26	\$400
	HO3030-SKADJ	ISP, tpt	30 x 30 x adj	27	\$455
	HO3636-SK	ISP, tpt	36 x 36 x 30	28	\$400
	HO3636-SK42	ISP, tpt	36 x 36 x 42	29	\$410
	HO3636-SKADJ	ISP, tpt	36 x 36 x adj	30	\$455
Cafe Triangle ("Knock-Down") 	HOTRI30-SK	tpt	30 x 30 x 30	23	\$345
	HOTRI30-SK42	tpt	30 x 30 x 42	24	\$370
	HOTRI30-SKADJ	tpt	30 x 30 x adj	25	\$415
	HOTRI36-SK	tpt	36 x 36 x 30	26	\$375
	HOTRI36-SK42	tpt	36 x 36 x 42	27	\$410
	HOTRI36-SKADJ	tpt	36 x 36 x adj	28	\$455
Serpentine 	HOSP3X8A-SWGL	nmt	30 x 48 x 30	37	\$405
	HOSP4X9A-SWGL	ISP, nmt	30 x 54 x 30	41	\$440
	HOSP5X10A-SWGL	ISP, nmt	30 x 60 x 30	46	\$505
	HOSP7X12A-SWGL	nmt	30 x 72 x 30	65	\$740
	HOSP10X15A-SWGL	nmt	30 x 90 x 30	75	\$750
Serpentine Buffet 	SBL3X8BOE	lam, nmt	12 x 48 x 13	28	\$595
	SBL4X9BOE	lam, nmt	12 x 54 x 13	32	\$610
	SBL5X10BOE	lam, nmt	12 x 60 x 13	37	\$700
	SBL7X12BOE	lam, nmt	12 x 72 x 13	43	\$940
	SBL3X8BIE	lam, nmt	12 x 48 x 13	26	\$595
	SBL4X9BIE	lam, nmt	12 x 54 x 13	29	\$610
	SBL5X10BIE	lam, nmt	12 x 60 x 13	33	\$700
Rectangular Buffet 	LM1248B-SB	lam, nmt	12 x 48 x 13	25	\$530
	LM1272B-SB	ISP, lam, nmt	12 x 72 x 13	28	\$555
	LM1296B-SB	lam, nmt	12 x 96 x 13	32	\$570

ISP (In-Stock Program) - Ships within 12 business days.

lam - features black laminate top & black vinyl edge

tpt - add LIST for Trumpet-style base - \$90 Black and \$110 Chrome. Weighted Trumpet Base also available.

nsa - non-sequential folding leg available (folded depth of 2.5")

nah - no adjustable height

nmt - order minimums may apply

Mobile Buffet Tables

FEATURES

- Tables fold for easy storage and are ideal for food and beverage service
- Solid plywood core; 5" locking casters
- Second tier is removable and storable
- Optional and removable storage rack below for quick access to storage
- Table breaks down into three pieces
- 200 Series Plywood: Plywood Top with C-Channel Edge
- Laminate: Laminate Top with Black Vinyl Edge
- MAXX Edge® Laminate: Laminate Top with Black MAXX Edge®
- Many laminate choices available on page 85; Fill in ### with laminate code.

STYLE	MODEL NUMBER	STYLE	SIZE (W" x L" x H")	WEIGHT (LBS)	LIST PRICE
Buffet with Rack 	HO3072A-MBR	200 Series Plywood	30 x 72 x 43	86	\$1,675
	HO3096A-MBR	200 Series Plywood	30 x 96 x 43	104	\$1,800
	LS3072-MBR-###	Laminate	30 x 72 x 43	100	\$2,085
	LS3096-MBR-###	Laminate	30 x 96 x 43	123	\$2,130
	LS3072MXB-MBR-###	MAXX® Edge Laminate	30 x 72 x 43	100	\$2,150
	LS3096MXB-MBR-###	MAXX® Edge Laminate	30 x 96 x 43	123	\$2,255
Buffet Only 	HO3072A-MB	200 Series Plywood	30 x 72 x 43	73	\$1,275
	HO3096A-MB	200 Series Plywood	30 x 96 x 43	85	\$1,335
	LS3072-MB-###	Laminate	30 x 72 x 43	87	\$1,600
	LS3096-MB-###	Laminate	30 x 96 x 43	104	\$1,650
	LS3072MXB-MB-###	MAXX® Edge Laminate	30 x 72 x 43	87	\$1,725
	LS3096MXB-MB-###	MAXX® Edge Laminate	30 x 96 x 43	104	\$1,775
Utility with Rack 	HO3072A-MUR	200 Series Plywood	30 x 72 x 30	58	\$1,420
	HO3096A-MUR	200 Series Plywood	30 x 96 x 30	72	\$1,480
	LS3072-MUR-###	Laminate	30 x 72 x 30	72	\$1,400
	LS3096-MUR-###	Laminate	30 x 96 x 30	91	\$1,945
	LS3072MXB-MUR-###	MAXX® Edge Laminate	30 x 72 x 30	72	\$1,525
	LS3096MXB-MUR-###	MAXX® Edge Laminate	30 x 96 x 30	91	\$2,180
Utility Only 	HO3072A-MU	200 Series Plywood	30 x 72 x 30	45	\$690
	HO3096A-MU	200 Series Plywood	30 x 96 x 30	53	\$750
	LS3072-MU-###	Laminate	30 x 72 x 30	59	\$995
	LS3096-MU-###	Laminate	30 x 96 x 30	72	\$1,020
	LS3072MXB-MU-###	MAXX® Edge Laminate	30 x 72 x 30	59	\$1,120
	LS3096MXB-MU-###	MAXX® Edge Laminate	30 x 96 x 30	72	\$1,145
Storage Rack Only	LSSR-3072		20 x 60 x 2	13	\$585
	LSSR-3096		20 x 84 x 2	19	\$615
Buffet Riser Only	LM1272B-MB		12 x 72 x 0.75	28	\$745
	LM1296B-MB		12 x 96 x 0.75	32	\$770

Classic Series™ Lightweight ABS Plastic Tables

FEATURES

- Premium ABS plastic surface
- Strong 3/4" plywood frame
- 100% bolt-thru construction
- Heavy-duty "gravity lock" steel legs

TEXTURED



Gray (GR)



Beige (BE)



Black (BL)






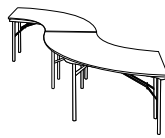
SMOOTH



Grey Speckle (GS)

COLORS

- In Stock: Gray top / Black molding / Black legs
- Standard: Beige top / Brown molding / Brown legs
- Non-Standard: Black top / Black molding / Black legs
- Non-Standard: Gray Speckle top / Black molding / Black legs (add \$25/table)

STYLE	MODEL NUMBER	SPECIAL NOTES	SIZE (W" x L" x H")	WEIGHT (LBS)	LIST PRICE
Banquet 	B3048	29,adj	30 x 48 x 30	41	\$530
	B3060	29,adj	30 x 60 x 30	44	\$565
	B3072	ISP, 29,adj	30 x 72 x 30	48	\$605
	B3096	ISP, 29, adj	30 x 96 x 30	57	\$655
	B3672	29, adj	36 x 72 x 30	53	\$705
Training 	B1860		18 x 60 x 30	30	\$505
	B1872		18 x 72 x 30	36	\$530
	B1896		18 x 96 x 30	41	\$565
	B2460	nwb	24 x 60 x 30	35	\$590
	B2472	nwb	24 x 72 x 30	39	\$630
	B2496	nwb	24 x 96 x 30	43	\$655
Round 	B48RD		48 dia x 30	39	\$630
	B60RD	ISP	60 dia x 30	49	\$830
	B66RD	ngs	66 dia x 30	64	\$995
	B72RD	ngs	72 dia x 30	78	\$995
Cafe ("Knock-Down") 	B30RD-SK	tpt	30 dia x 30	22	\$465
	B30RD-SK42	tpt	30 dia x 42	23	\$500
	B30RD-SKADJ	tpt	30 dia x adj	23	\$540
	B36RD-SK	tpt	36 dia x 30	25	\$490
	B36RD-SK42	tpt	36 dia x 42	26	\$525
	B36RD-SKADJ	tpt	36 dia x adj	26	\$565
Card/Specialty 	B3232	LT	32 x 32 x 30	21	\$555
	B3636	LT	36 x 36 x 30	22	\$590
	B2438	LT	24 x 38 x 30	28	\$590
Serpentine 	B3060S		30 x 60 x 30	44	\$780
Half-Round	B60SC		30 x 60 x 30	40	\$655

ISP (In-Stock Program) - Ships within 12 business days. Gray top only.

29 - Also available with 29" (add \$25 LIST)

adj - Also available with adjustable height legs (add \$100 LIST)

tpt - Add LIST for Trumpet-style base - \$90 Black and \$110 Chrome

ngs - Not available in Gray Speckle

nwb - Narrow wish bone leg

LT- Longer lead times may apply for this product

POLYlite® Lightweight Plastic Tables

FEATURES

- Durable polyethylene surface
- Rugged steel frame
- Gravity-lock folding legs

POLYlite® COLORS

Gray Granite (Black Legs), Mocha Granite (Brown Legs)

POLYbrite® COLORS

Blue or Red (Black Legs)

POLYlite® COLOR OPTIONS



Gray Granite
(GG)



Mocha Granite
(MG)

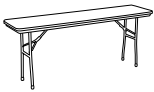

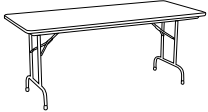

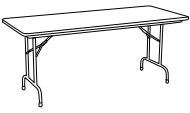
POLYbrite® COLOR OPTIONS



Blue



Red

STYLE	MODEL NUMBER	SIZE (W" x L" x H")	WEIGHT (LBS)	LIST PRICE
Training 	PT1872-PL	18 x 72 x 29	30	\$375
Utility 	PT2448-PL	24 x 48 x 29	32	\$340
Banquet 	PT3060-PL	30 x 60 x 29	36	\$380
	PT3060-AD	30 x 60 x 22-32	38	\$465
	PT3072-PL	30 x 72 x 29	39	\$400
	PT3072-ADK	30 x 72 x 16-26	41	\$495
	PT3072-AD	30 x 72 x 22-32	41	\$495
	PT3096-PL	30 x 96 x 29	49	\$515
	PT3096-ADK	30 x 96 x 16-26	51	\$600
	PT3096-AD	30 x 96 x 22-32	51	\$600
Round 	PT60DI-PL	60 dia x 29	57	\$705
POLYbrite® Banquet 	PT3060-PL	30 x 60 x 29	34	\$430
	PT3060-AD	30 x 60 x 22-32	36	\$515
	PT3060-ADK	30 x 60 x 16-26	36	\$515
	PT3072-PL	30 x 72 x 29	39	\$450
	PT3072-AD	30 x 72 x 22-32	41	\$530
	PT3072-ADK	30 x 72 x 16-26	41	\$530
Parts	PT-CLIP	Skirting Clip (144/box)	2	\$635
	PT-FEET-RECTBL	POLYlite Feet - Banquet Tables	2	\$160
	PT-FEET-60RD	POLYlite Feet - Round Tables	2	\$160

Resilient™ Lightweight Plastic Tables

FEATURES


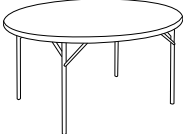
- Durable high-density polyethylene top
- 16-gauge 1-1/8" unitized steel frame
- Powder coated gravity-lock steel legs
- Non-marring floor glides



COLORS

White top; Textured Gray frame/legs



STYLE	MODEL NUMBER	SPECIAL NOTES	SIZE (W" x L" x H")	WEIGHT (LBS)	LIST PRICE
Banquet 	RS3072WH-GH	QSP	30 x 72 x 29	38	\$215
	RS3096WH-GH	QSP	30 x 96 x 29	52	\$290
Round 	RS60RDWH-GR	QSP	60 dia x 29	58	\$375
	RS71RDWH-GR	QSP	71 dia x 29	65	\$505

QSP (Quick Ship Program) - Ships within 3 business days. Standard models only with White top with Textured Gray frame and legs.

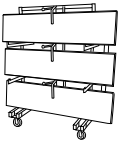


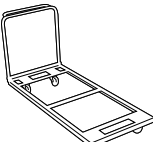

Table Transport Systems - Rectangular

FEATURES

- Heavy duty angle or tubular steel frame
- Bolt fastened premium casters
- Black powder coat metal finish
- Packed 1 cart per carton

CASTER OPTION

Choose from standard caster or optional casters (additional charges apply).

PRODUCT IMAGE	MODEL NUMBER	SIZE (W" x L" x H")	WT (LBS)	STANDARD CASTER	MAX ITEM DIM	TO TRANSPORT	CAPACITY	LIST PRICE
	HD-REV-TTT-18	30.75 x 55.5 x 74.5	138	5" dia. x 2" W 2 rigid, 2 swivel phenolic	18 x 96	18 x 96 Training Tables	(18) 18" Wide Tables	\$2,140
	HD-REV-TTT-30		124		30 x 96	24-30 x 96 Training Tables	(12) 24" - 30" Wide Tables	\$2,015
	HD-REV-VTT	30.375 x 71.5 x 78.5	128	5" dia. x 2" W 2 rigid, 2 swivel phenolic	24 x 72	18-24 x 72 Training Tables	(10) 18" - 24" Wide Tables	\$2,015
	HD-REV-VTT-30	33 x 71.5 x 78.5	132		30 x 96	18-30 x 96 Banquet Tables	(10) 18" - 30" Wide Tables	\$2,015
	HD-BTC72-6	31.5 x 74.5 x 38	76	5" dia. x 2" W 2 rigid, 4 swivel phenolic	30 X 96	30x72 Banquet Tables 18x72 Training Tables	Flat Stack 12 Tables	\$1,445
	HD-BTC96-6	31.5 x 105 x 38	88	5" dia. x 2" W 2 rigid, 2 swivel phenolic	30 X 96	30x96 Banquet Tables 18x96 Training Tables	Flat Stack 12 Tables	\$1,640
	HD-SUD*	30.5 x 40 x 60	93	(2) 10" semi-pneumatic (2) 5" swivel	36 x 72	30x72 Banquet Tables 18x72 Training Tables	Varies by Model Divide 19" by Folded Depth, Round Down (Tight Fit) Subtract 1 (Comfortable Fit)	\$1,765

(Product sold separately)

*HD-SUD can only hold tables up to 72" in length to fit through a standard doorway.






Table Transport Systems - Round & Multi-Purpose

FEATURES

- Heavy duty angle or tubular steel frame
- Bolt fastened premium casters
- Black powder coat metal finish
- Packed 1 cart per carton

CASTER OPTION

Choose from standard caster or optional casters (additional charges apply).

PRODUCT IMAGE	MODEL NUMBER	SIZE (W" x L" x H")	WT (LBS)	STANDARD CASTER	CASTER OPTIONS	MAX ITEM DIM	TO TRANSPORT	CAPACITY	LIST PRICE
	HD-RTC	32.75 x 38.5 x 50	63	5" dia. x 2" W high-density polypropylene plate caster 2 rigid, 2 swivel phenolic	5" dia. x 2" W high-density polypropylene plate caster 2 rigid, 2 swivel phenolic; Locking (add \$20 list)	72" Round	Round & Rectangular Tables	Varies by Model: Divide 30" by Folded Depth; Round down (for tight fit) Subtract 1 (for comfortable fit)	\$930
	CD-APTC72	41.25 x 75 x 41	149	5" dia. x 2" W 2 rigid, 2 swivel phenolic	6" dia. x 2" W (swivel) 6" dia. x 2" W (locking)	36" x 72"	36x72 Banquet Tables	Flat Stack - 12 Tables Flat Stack - 20 Tables	\$1,670
							18x72 Training Tables Round Tables	Varies by Model: Divide 18" by Folded Depth, Round Down, Multiply by 2 (Tight Fit) Subtract 2 (Comfortable Fit)	
	CD-APTC96	41.25 x 99 x 41	154			36" x 96"	36x96 Banquet Tables 18x96 Training Tables	Flat Stack - 12 Tables Flat Stack - 20 Tables	\$1,770
	HD-DX-RTC	45 W x 84 L	140	5" casters standard, 2 locking		72" Round	Round Tables Only	ROUND TABLES ONLY Varies by Model Divide 18" by Folded Depth, Round Down, Multiply by 2 (Tight Fit) Subtract 2 (Comfortable Fit)	\$2,285
	HD-DX-RTC-N	31 W x 84 L	140	5" casters standard, 2 locking		72" Round	Round Tables Only	Varies by Model Divide 28" by Folded Depth, Round Down (Tight Fit) Subtract 2 (Comfortable Fit)	\$1,510

(Product sold separately)



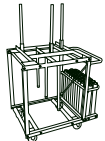
Table Transport Systems - Cafe

FEATURES

- Heavy duty angle or tubular steel frame
- Bolt fastened premium casters
- Black powder coat metal finish
- Packed 1 cart per carton

CASTER OPTION

Choose from standard caster or optional casters (additional charges apply).

PRODUCT IMAGE	MODEL NUMBER	SIZE (W" x L" x H")	WT (LBS)	STANDARD CASTER	CASTER OPTIONS	MAX ITEM DIM	TO TRANSPORT	CAPACITY	LIST PRICE
	HD-CCT30-REV-WB	28.25" x 61.5" x 54.5"	n/a	Two (2) fixed 5" dia casters Two (2) swivel locking 5" dia casters		4040 Square (76.5" from floor)	24-36" Revolution IC Round Square Snap Weighted Bases	20 Tables 40 Columns 20 Bases 12 Tables 24 Columns 12 Weighted Bases	\$1,680
	HD-CCT24	25 x 31 x 72	152	5" dia. x 2" W 4 swivel phenolic	6" dia. x 2" W (swivel) 6" dia. X 2" W (locking)	24" Round	24" Cafe Tables	10 Tables 20 Columns 10 Bases	\$1,670
	HD-CCT30	32 x 36.5 x 72	155			30" Round	30" Cafe Tables	10 Tables 20 Columns 10 Bases	\$1,615
	HD-CCT36	43 x 36.5 x 76	230			36" Round	36" Cafe Tables	12 Tables 24 Columns 12 Bases	\$2,140
	HD-CCT30-REV	31 x 45 x 71.5	145	5" dia. x 2" W 2 rigid, 2 swivel phenolic		36" Round	24-36" Revolution IC Round Square Snap	20 Tables 40 Columns 20 Bases	\$2,620

(Product sold separately)

CHAIRS





Flat Bottom
14.6"W x 17.1"H

Roll Bottom
14.6"W x 17.1"H

Rock Bottom
14.6"W x 17.1"H

High Bottom
14.6"W x 21.9"H

High Rock Bottom
14.6"W x 23.9"H

BOTTOM STYLES

- Rock Bottom styles offers opportunity for movement to promote healthy body motion
- Roll Bottom style offers easy mobility over a variety of surfaces
- High Bottom styles offer a solution for sit/stand desks and have a slight kick inward for foot comfort

FEATURES

- Interchangeable bottom styles provide a range of options
- Designed to fit a variety of settings from a low coffee table, desk, sit/stand table or counters
- Light or dark hardwood base color options available
- Leather handle allows ease of relocation
- Lightweight construction for easy mobility
- Structure made entirely of high quality rubberwood
- Layered, molded memory foam construction is soft enough for extended seating comfort
- Textile is green guard certified
- Leather handle is integrated in the internal structure for durability when carrying and without wear on fabric

FABRIC, VINYL AND LEATHER OPTIONS

- See page 81 for all options

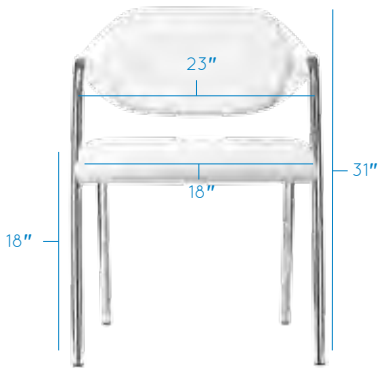


BOTTOM STYLE	MODEL NUMBER	WEIGHT (LBS)	LIST PRICE
Flat Bottom	MUM- LSTBO-FABRIC/VINYL-HANDLE-BASE	13.4	\$490
Rock Bottom*	MUM- LRKBO-FABRIC/VINYL-HANDLE-BASE	14.2	\$490
Roll Bottom*	MUM- LROBO-FABRIC/VINYL-HANDLE-BASE	14.0	\$490
High Bottom	MUM- HSTBO-FABRIC/VINYL-HANDLE-BASE	22.8	\$690
High Rock Bottom*	MUM-HRKBO-FABRIC/VINYL-HANDLE-BASE	28.2	\$745

Please Note: All styles have a max base width of 16.7"

*Quick Ship Products: Charcoal and cinder short roller or short/high rocker, light or dark base.

Flex



FLEX CHAIR - DELUXE

FEATURES

- Four-Leg or Cantilever frame
- Many upholstery options (see pg 82-83)
- Holds up to 275 lbs.
- Stacks 3 chairs high (cantilever frame only)

DIMENSIONS

- Total Height: 31"
- Seat Height: 18"
- Seat Width: 18"
- Arms Width: 23"
- Seat Depth: 22"

COLOR OPTIONS

- Frame: Chrome (CH)
- Outer Plastic: Black (BK) or White (WH)
- Upholstered Seat/Back: See options on pages 82-83



FLEX CHAIR - BASIC



Four-Leg Chrome Frame



Cantilever Chrome Frame

STYLE	MODEL NUMBER	DESCRIPTION	WEIGHT (LBS)	LIST PRICE BY TEXTILE GRADE*						
				GRADE 0	GRADE 1	GRADE 2	GRADE 3	GRADE 4	GRADE 5	GRADE 6
FLEX CHAIR - BASIC	CC-FLEX4LFCHUSPB#####	<ul style="list-style-type: none"> • Four-Leg Frame • Upholstered Seat • Plastic Back 	16	\$610	\$635	\$655	\$670	\$695	\$705	\$720
	CC-FLEXCLFCHUSPB#####	<ul style="list-style-type: none"> • Cantilever frame • Upholstered Seat • Plastic Back 		\$610	\$635	\$655	\$670	\$695	\$705	\$720
FLEX CHAIR - DELUXE	CC-FLEX4LFCHUSUB#####	<ul style="list-style-type: none"> • Four-Leg Frame • Upholstered Seat • Upholstered Back 	16	\$630	\$655	\$675	\$685	\$710	\$725	\$735
	CC-FLEXCLFCHUSUB#####	<ul style="list-style-type: none"> • Cantilever Frame • Upholstered Seat • Upholstered Back 		\$630	\$655	\$675	\$685	\$710	\$725	\$735

*See Textile Grades and options on pages 82-83.



FEATURES

- Unique stacking/nesting guest chair
- Seat turns up to fully nest chairs horizontally or vertically stack up to 5 chairs
- Four-Leg frame with dual casters on each leg
- High-density polypropylene seat & back
- Fixed armrests
- Weight Capacity 250lbs. (BIFMA Tested)


DIMENSIONS

- Total Height: 35"
- Seat Height: 18"
- Seat Width: 17"
- Arms Width: 26.5"
- Seat Depth: 18.5"

COLOR OPTIONS*

- Outer Plastic: Black (BK)
- Armrests: Black (BK)
- Frame: Silver (SI)



STYLE	MODEL NUMBER	WEIGHT (LBS)	LIST PRICE
Zümer™ Chair 	IV-895BKBKSI	18	\$400

Stacking
(minimum 2 high)



Stacking
(maximum 5 high)



Nesting



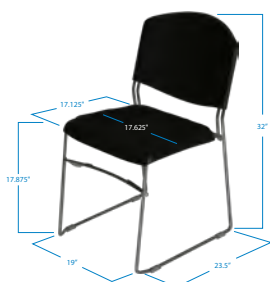
PremierComfort® Sled Stacking Chairs

FEATURES

- Durable polypropylene seat and back
- Model PC501 comes with a padded seat
- Generous dimensions
- Weight capacity 300lbs.
- Strong 7/16" diameter steel wire frame
- Optional integral frame ganging
- Textile options available - call for quote!
- Ask us about logo stamping!

ORDER QUANTITY

Minimum 300 chairs for special colors




PC500 - Plastic Seat & Solid Back





PC501 - Padded Seat & Perforated Back


STOCK COLORS



SPECIAL COLORS



STYLE	MODEL NUMBER	DESCRIPTION	WEIGHT (LBS)	LIST PRICE
PC500 - Solid Back (Plastic Seat & Back)	PC500-CH-##-S	Chrome Frame & Solid Back <i>Available in QSP (see below)</i>	14.3	\$200
PC500 - Solid Back w/ Ganging (Plastic Seat & Back)	PC500-CH-##-S-G	Chrome Frame & Solid Back Integral Frame Ganging	14.3	\$215
PC500 - Perforated Back (Plastic Seat & Back)	PC500-CH-##-P	Chrome Frame & Perforated Back	14.3	\$200
PC500 - Perforated Back w/ Ganging (Plastic Seat & Back)	PC500-CH-##-P-G	Chrome Frame & Perforated Back Integral Frame Ganging	14.3	\$215
PC501 - Solid Back* (Padded Seat & Plastic Back)	PC501-CH-##-S	Chrome Frame & Solid Back Padded Black Fabric Seat**	14.3	\$220
PC501 - Solid Back w/ Ganging* (Padded Seat & Plastic Back)	PC501-CH-##-S-G	Chrome Frame & Solid Back Padded Black Fabric Seat** Integral Frame Ganging	14.3	\$235
PC501 - Perforated Back* (Padded Seat & Plastic Back)	PC501-CH-##-P	Chrome Frame & Perforated Back Padded Black Fabric Seat**	14.3	\$220
PC501 - Perforated Back w/ Ganging* (Padded Seat & Plastic Back)	PC501-CH-##-P-G	Chrome Frame & Perforated Back Padded Black Fabric Seat** Integral Frame Ganging	14.3	\$235
Dolly 	HD-SSD	Model PC500 stack 30 high Model PC501 stack 25 high	50	\$505
Replacement Translucent Feet	PC-FT-T	Box of 100		\$195
Replacement Short Spacer for PC501	PC-SPACER-SHORT	Box of 100		\$70
Replacement Long Spacer for PC501	PC-SPACER-LONG	Box of 100		\$100



Integral Frame Ganging



PC500 with Integral Frame Ganging



Transport System HD-SSD

*Model PC501 chairs only come in Black (BK).

**Padded Black Fabric Seat is standard and only fabric option at this time. If you wish to use another textile for your chairs, please call us for a custom quote.
QSP (Quick Ship Program) - Ships within 3 business days. Model includes black, solid plastic seat & back with chrome frame.

Classic Event Chairs


FEATURES



- Manufactured with exclusive bi-component molding technology
- Maintenance-free
- Weight limit: 300 lbs.

ORDER QUANTITY

Minimum 25 chairs (5 per case)

FRAME BY MODEL



STYLE	MODEL NUMBER	SPECIAL NOTES	FRAME	COLOR	WEIGHT (LBS)	LIST PRICE
Model C450 	C450WHPD	QSP	L-Shape	White	10	\$90
	C450BLP	QSP	L-Shape	Black	10	\$100
Model C440 	C440WH		Solid Rectangular	White	10	\$90
Replacement Seat Pad (Box of 10)	C450-SNAPBL		C450 or C440	Black	n/a	\$250
	C450-SNAPWH		C450 or C440	White	n/a	\$250

QSP (Quick Ship Program) - Ships within 3 business days. Standard models only.

Alloyfold A6 Folding Chairs



FEATURES

- Up to 30% lighter than steel frame chairs
- Scratch-resistant anodized aluminum frame
- Stainless steel frame fasteners



ORDER QUANTITY

- Minimum 24 chairs for standard colors (6 per case)
- Minimum 300 chairs for custom colors (6 per case)
- Please call for more information on custom colors

STYLE	MODEL NUMBER	COLOR	SPECIAL NOTES	WEIGHT (LBS)	LIST PRICE
A6 Folding Chair 	A6WWH/ACS	Wedding White / Anodized	ISP	5	\$80
	A6BLK/ACS	Black / Anodized	LT	5	\$80
A6 Fan Back Folding Chair 	A6WWH-FAN-ACS	Wedding White / Anodized	LT	5	\$95
	A6BLK-FAN-ACS	Black / Anodized		5	\$110
Parts A6 Chair Feet (Bag of 100)	A6-CAPS	Black, White or Custom			\$85

ISP (In-Stock Program) - Ships within 12 business days.
 LT - Extended lead time approx. 8-12 weeks.

EventXpress™ Folding Chairs


FEATURES




- 18 gauge steel frame
- Steel reinforced seat connection
- Oversized rivets for added strength
- Weight limit: 275lbs.

ORDER QUANTITY

- Minimum 24 chairs for standard colors (6 per case)
- Minimum 300 chairs for custom colors (6 per case)
- Please call for more information on special colors

Standard Colors



STYLE	MODEL NUMBER	COLOR (SEAT+BACK / FRAME+FEET)	SPECIAL NOTES	WEIGHT (LBS)	LIST PRICE
C600 Folding Chair 	C600BLK/BL	Black / Black	QSP	7.1	\$45
	C600WWH/WH	Wedding White / White	ISP	7.1	\$45
	C600BNE/NTR	Bone / Neutral	ISP	7.1	\$45
	C600BRW/NTR	Brown / Neutral	ISP	7.1	\$45
	C600SBL/GR	Slate Blue / Gray		7.1	\$45
	C600MGR/GR	Medium Gray / Gray		7.1	\$45
C600 Extra Parts C600 Chair Backs (QTY 10) C600 Chair Feet (QTY 100) C600 Ganging Clip (QTY 50)	C600-BACK C600-CAPS C600-CLIP	Specify Specify			\$125 \$80 \$140
C650 Fan Back Chair 	C650WWH/WH	Wedding White / White		8	\$55
	C650WWH/CH	Wedding White / Chrome	fsb	8	\$70
C650 Extra Parts C650 Ganging Clip (QTY 50)	C650-CLIP				\$135
C700 Fan Back (with Padded Seat) 	C700WH/WH	White / White		9.3	\$90
	C700BLK/CH	Black / Chrome	fsb	9.3	\$105
C700 Extra Parts C700 Seat Pad (QTY 10) C700 Chair feet (QTY 48)	C700-PAD C700-CAPS	Specify Specify		1.5	\$250 \$65

QSP (Quick Ship Program) - Ships within 3 business days. Standard C600 Model only in Black.

ISP (In-Stock Program) - Ships within 12 business days.

fsb - Feet color same as seat & back color



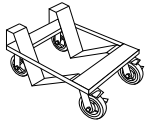
Stacking/Folding Chair Transport Systems


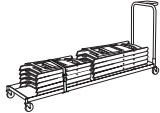

FEATURES

- Heavy duty angle or tubular steel frame
- Bolt fastened premium casters
- Black powder coat metal finish
- Packed 1 cart per carton

CASTER OPTION

Choose from standard caster or optional casters (additional charges apply).

PRODUCT IMAGE	MODEL NUMBER	SIZE (W" x L" x H")	WEIGHT (LBS)	STANDARD CASTER	TO TRANSPORT	CAP	LIST PRICE
	HD-BCD-2	22 x 29 x 50	33	8" x 2" semi-pneumatic wheels	Banquet Chairs	10 chairs	\$1,185
	HD-BCD-4	22 x 43 x 50	37	8" x 2" semi-pneumatic wheels (2) 4" swivel & (1) 3" nose casters	Banquet Chairs	10 chairs	\$1,435
	HD-SSD	19.5 x 25.25 x 14.5	50	Rubber tread 6" x 1.5"; (2) locking, (2) fixed	PC500 PC501	30 Chairs 25 Chairs	\$505

PRODUCT IMAGE	MODEL NUMBER	SIZE (W" x L" x H")	WEIGHT (LBS)	STANDARD CASTER	CASTER OPTIONS	MAX ITEM DIM	TO TRANSPORT	CAP	LIST PRICE
	PCC-100	20 x 46 x 40	30	4" x 1.25" - 2 rigid, 2 swivel		42.5" L x 17.75" W	C440 / C450 C600 / C650	25 Chairs 50 Chairs	\$490
	PCC-200	20 x 90 x 40	42	4" x 1.25" - 2 rigid, 2 swivel	5" dia. x 2" W	42.5" L x 17.75" W	C440 / C450 C600 / C650	50 Chairs 100 Chairs	\$575
	*PCC-Comfort	20 x 42 x 42	30	4" x 1.25" - 2 rigid, 2 swivel	5" dia. x 2" W	42.5" L x 17.75" W	C600W	50 Chairs	\$365

*Longer lead time may apply.



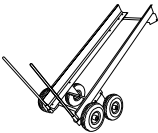
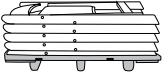

Folding Chair Transport Systems

FEATURES

- Heavy duty angle or tubular steel frame
- Bolt fastened premium casters
- Black powder coat metal finish
- Packed 1 cart per carton

CASTER OPTION

Choose from standard caster or optional casters (additional charges apply).

PRODUCT IMAGE	MODEL NUMBER	SPECIAL NOTES	SIZE (W" x L" x H")	WEIGHT (LBS)	STANDARD CASTER	TO TRANSPORT	CAP	LIST PRICE
	HD-PME		29 x 32 x 61	56	8" semi-pneumatic	C450 Pallet	25 C440 / C450 Chairs	\$935
						C600 Pallet	50 C600 Chairs	
						C650 Pallet	50 C650 Chairs	
	HD-PMD		29.5 x 41 x 64	68	10" semi-pneumatic	C450 Pallet	25 C440 / C450 Chairs	\$1,290
						C600 Pallet	50 C600 Chairs	
						C650 Pallet	50 C650 Chairs	
	HD-ATC	pt	29W x 60H	67	10" solid urethane	C600 / C650 (grass)	40 Chairs	\$1,650
						C600 / C650 (cement)	50 Chairs	
						C440 / C450	25 Chairs	
	C600-Pallet		18.5 x 39 x 4	4	n/a	C600	50 Chairs	\$195
	C650-Pallet			4	n/a	C650	50 Chairs	\$195
	C450-Pallet		18 x 36.25 x 4.25	4	n/a	C440 / C450	25 Chairs	\$195
	C600-COVER		20 x 40 x 53	6	n/a	C600	50 Chairs	\$230
	C450-COVER			5	n/a	C440 / C450	25 Chairs	\$220
	HD-RATCHET STRAP							\$70

pt - When ordering pallet to transport C440/450 Classic Event Chairs, order C450-Pallet.
 Note: Pallets sold separately from all carts.


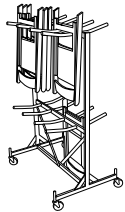
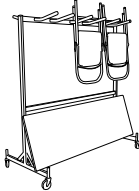
Folding Chair Transport Systems

FEATURES

- Heavy duty angle or tubular steel frame
- Bolt fastened premium casters
- Black powder coat metal finish
- Packed 1 cart per carton

CASTER OPTION

Choose from standard caster or optional casters (additional charges apply).

PRODUCT IMAGE	MODEL NUMBER	SIZE (W" x L" x H")	WEIGHT (LBS)	STANDARD CASTER	CASTER OPTIONS	MAX ITEM DIM	TO TRANSPORT	CAP	LIST PRICE
	CD-CC60	21 x 62 x 39	49	4" x 1.25"	5" dia. x 2" W 6" dia. x 2" W (swivel) 6" dia. X 2" W (locking)	19 3/8" W (12" Minimum)	C600 / C650 C700 C440 / C450	48 Chairs 17 Chairs 26 Chairs	\$670
	CD-CC72	21 x 74 x 39	54				C600 / C650 C700 C440 / C450	60 Chairs 20 Chairs 32 Chairs	\$705
	CD-CC84	21 x 86 x 39	60				C600 / C650 C700 C440 / C450	72 Chairs 24 Chairs 37 Chairs	\$735
	CD-CC96	21 x 98 x 39	65				C600 / C650 C700 C440 / C450	84 Chairs 27 Chairs 42 Chairs	\$775
	HD-CTC48W	32 x 45 x 70	98	4" x 1.25"	5" dia. x 1.25" W 6" dia. x 1.38" W (swivel) 6" dia. X 1.38" W (locking)	n/a	C440 / C450	48 Chairs	\$1,700
	HD-CTC72W	32 x 66 x 70	104				C440 / C450	72 Chairs	\$1,640
	HD-CTC56M	32 x 45 x 73.5	98				C600	56 Chairs 48 Chairs	\$1,510
	HD-CTC84M	32 x 66 x 73.5	104				C600 C700	84 Chairs 72 Chairs	\$1,640
	HD-MPCTC36W	32 x 66 x 70	92	4" x 1.25"	n/a	n/a	C440 / C450	36 Chairs 6 Tables	\$1,670
	HD-MPCTC42M		92				C600 / C650 C700	42 Chairs 6 Tables 30 Chairs 6 Tables	\$1,640

LECTERNS



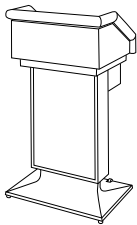
Solid Hardwood Lecterns - EXECUTIVE Series

FEATURES

- Floor lecterns crafted entirely of solid hardwood
- Each unit is hand finished to highlight the natural beauty of the wood
- Reading Light Standard on all models. Casters standard on floor and modular models
- Lecterns can be built-to-order with options below

FINISH

Executive available in Natural Oak (O), Dark Oak (K), Walnut (W), Natural Cherry (Y), Black (BL) or Dark Cherry (DKCH).

STYLE	MODEL NUMBER	DESCRIPTION	SPECIAL NOTES	SIZE (W" x D" x H")	WEIGHT (LBS)	LIST PRICE
EXECUTIVE Floor Model 	SCS-LE1O-C	Natural Oak	ISP	27.25 x 24.5 x 49	170	\$11,390
	SCS-LE1K-C	Dark Oak	ISP	27.25 x 24.5 x 49	170	\$13,280
	SCS-LE1W-C	Walnut	ISP	27.25 x 24.5 x 49	170	\$11,855
	SCS-LE1Y-C	Natural Cherry	ISP	27.25 x 24.5 x 49	170	\$11,855
	SCS-LE1B-C	Black	ISP	27.25 x 24.5 x 49	170	\$11,855
	SCS-LE1R-C	Dark Cherry	ISP	27.25 x 24.5 x 49	170	\$13,280
	SCS-COVLE	Cover				\$915
	SCS-ESO	Front Replacement - Natural Oak				\$630
	SCS-ESK	Front Replacement - Dark Oak				\$630
	SCS-ESW	Front Replacement - Walnut				\$630
	SCS-ESY	Front Replacement - Natural Cherry				\$630
	SCS-ESB	Front Replacement - Black				\$630
	SCS-ESR	Front Replacement - Dark Cherry				\$630
	SCS-H	Electric Height Adjustment				\$4,550
	SCS-L	Manual Height Adjustment				\$2,820
EXECUTIVE Table Model	SCS-TE1O	Natural Oak		27.25 x 24.5 x 20.5	75	\$6,250
	SCS-TE1K	Dark Oak		27.25 x 24.5 x 20.5	75	\$7,360
	SCS-TE1W	Walnut		27.25 x 24.5 x 20.5	75	\$6,565
	SCS-TE1Y	Natural Cherry		27.25 x 24.5 x 20.5	75	\$6,565
	SCS-TE1B	Black		27.25 x 24.5 x 20.5	75	\$6,565
	SCS-TE1R	Dark Cherry		27.25 x 24.5 x 20.5	75	\$7,360
	SCS-COVTE	Cover				\$660
Options	SCS-PE	Solid state amplifier, speakers, and goose-neck mic for SCS-LE1, SCS-LT3, and SCS-RC	inst			\$4,880
	SCS-EWTU-L	Lavalier Wireless Mic System for SCS-PL, SCS-PC, SCS-PE				\$2,470
	SCS-EWTU-H	Handheld Wireless Mic System for SCS-PL, SCS-PC, SCS-PE				\$2,470
	SCS-MK20	Low Impedance Unidirectional Dynamic Mic				\$580
	SCS-GS	Gooseneck Mic Arm Only	inst			\$430
	SCS-GSM	Gooseneck Mic Arm With Mic	inst			\$1,210
	SCS-220VAC	220 VAC, 50/60 Hz Power Supply				\$1,185
	SCS-TMR	Digital Clock/Timer				\$1,195
	SCS-WLOGO	Laser Etched Wood Logo				\$1,120
	SCS-LOGO	6" X 18" Satin Brass Logo With Black Lettering				\$555

ISP (In-Stock Program) - Executive model ships within 1-3 weeks ARO.
inst - Factory installed

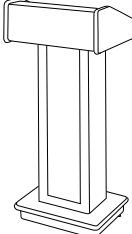
Solid Hardwood Lecterns - SILHOUETTE Series

FEATURES

- Floor lecterns crafted entirely of solid hardwood
- Each unit is hand finished to highlight the natural beauty of the wood
- Reading Light Standard on all models. Casters standard on floor and modular models
- Lecterns can be built-to-order with options below

FINISH

Silhouette available in Natural Oak (NTOA), Dark Oak (DKOA), Walnut (WN), Natural Cherry (NTCH), Dark Cherry (DKCH), Natural Sapele (NTSP), Dark Sapele (DKSP), Black (BL), or Natural Maple (NTMA).

STYLE	MODEL NUMBER	DESCRIPTION	SPECIAL NOTES	SIZE (W" x D" x H")	WEIGHT (LBS)	LIST PRICE	
SILHOUETTE Floor Model 	SCS-LCO	Natural Oak	ISP	22 x 21 x 47	75	\$4,170	
	SCS-LCK	Dark Oak	ISP	22 x 21 x 47	75	\$4,800	
	SCS-LCW	Walnut	ISP	22 x 21 x 47	75	\$4,800	
	SCS-LCY	Natural Cherry	ISP	22 x 21 x 47	75	\$4,740	
	SCS-LCR	Dark Cherry	ISP	22 x 21 x 47	75	\$4,800	
	SCS-LCM	Natural Sapele	ISP	22 x 21 x 47	75	\$4,740	
	SCS-LCA	Dark Sapele	ISP	22 x 21 x 47	75	\$4,800	
	SCS-LCB	Black	ISP	22 x 21 x 47	75	\$4,800	
	SCS-LCX	Natural Maple	ISP	22 x 21 x 47	75	\$4,740	
	SCS-COVLC	Cover					\$780
	SCS-CSO	Front Replacement - Natural Oak					\$405
	SCS-CSK	Front Replacement - Dark Oak					\$405
	SCS-CSW	Front Replacement - Walnut					\$405
	SCS-CSY	Front Replacement - Natural Cherry					\$405
	SCS-CSR	Front Replacement - Dark Cherry					\$405
	SCS-CSM	Front Replacement - Natural Sapele					\$405
	SCS-CSA	Front Replacement - Dark Sapele					\$405
	SCS-CSB	Front Replacement - Black					\$405
	SCS-CSX	Front Replacement - Natural Maple					\$405
	SILHOUETTE Table Model	SCS-TCO	Natural Oak		22 x 21 x 17	40	\$2,950
SCS-TCK		Dark Oak		22 x 21 x 17	40	\$3,265	
SCS-TCW		Walnut		22 x 21 x 17	40	\$3,265	
SCS-TCY		Natural Cherry		22 x 21 x 17	40	\$3,200	
SCS-TCR		Dark Cherry		22 x 21 x 17	40	\$3,265	
SCS-TCM		Natural Sapele		22 x 21 x 17	40	\$3,200	
SCS-TCA		Dark Sapele		22 x 21 x 17	40	\$3,265	
SCS-TCB		Black		22 x 21 x 17	40	\$3,265	
SCS-TCX		Natural Maple		22 x 21 x 17	40	\$3,200	
SCS-COVTC		Cover					\$780

ISP (In-Stock Program) - Ships within 12 business days.

Solid Hardwood Lecterns - SILHOUETTE Series

FEATURES

- Floor lecterns crafted entirely of solid hardwood
- Each unit is hand finished to highlight the natural beauty of the wood
- Reading Light Standard on all models. Casters standard on floor and modular models
- Lecterns can be built-to-order with options below

FINISH

Silhouette available in Natural Oak (NTOA), Dark Oak (DKOA), Walnut (WN), Natural Cherry (NTCH), Dark Cherry (DKCH), Natural Sapele (NTSP), Dark Sapele (DKSP), Black (BL), or Natural Maple (NTMA).

STYLE	MODEL NUMBER	DESCRIPTION	SPECIAL NOTES	SIZE (W" x D" x H")	WEIGHT (LBS)	LIST PRICE
SILHOUETTE Modular Model	SCS-TCFLSO	Natural Oak		22 x 21 x 47	110	\$6,110
	SCS-TCFLSK	Dark Oak		22 x 21 x 47	110	\$6,690
	SCS-TCFLSW	Walnut		22 x 21 x 47	110	\$6,690
	SCS-TCFLSY	Natural Cherry		22 x 21 x 47	110	\$6,630
	SCS-TCFLSR	Dark Cherry		22 x 21 x 47	110	\$6,690
	SCS-TCFLSM	Natural Sapele		22 x 21 x 47	110	\$6,630
	SCS-TCFLSA	Dark Sapele		22 x 21 x 47	110	\$6,690
	SCS-TCFLSB	Black		22 x 21 x 47	110	\$6,690
	SCS-TCFLSX	Natural Maple		22 x 21 x 47	110	\$6,630
	SCS-COVLC	Cover				\$780
Options	SCS-PC	Solid state amplifier, speakers, and goose-neck mic for SCS-LC, SCS-TC, and SCS-TCFLS	inst			\$2,495
	SCS-EWTU-L	Lavalier Wireless Mic System for SCS-PL, SCS-PC, SCS-PE	opt			\$2,470
	SCS-EWTU-H	Handheld Wireless Mic System for SCS-PL, SCS-PC, SCS-PE	opt			\$2,470
	SCS-MK20	Low Impedance Unidirectional Dynamic Mic				\$580
	SCS-GS	Gooseneck Mic Arm Only	inst			\$430
	SCS-GSM	Gooseneck Mic Arm With Mic	inst			\$1,210
	SCS-220VAC	220 VAC. 50/60 Hz Power Supply				\$1,185
	SCS-TMR	Digital Clock/Timer				\$1,195
	SCS-WLOGO	Laser Etched Wood Logo				\$1,120
	SCS-LOGO	6" X 18" Satin Brass Logo With Black Lettering				\$555

inst - Factory installed

opt - SCS-PE must be purchased to use the SCS-EWTU-L or SCS-EWTU-H options.

Wood Veneered, Laminated and Carpeted Lecterns

FEATURES


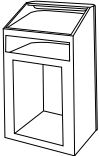
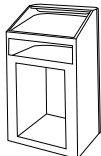
- A variety of designs and finishes to fit almost any application
- Reading Light and Casters Standard on all models
- Lecterns can be built-to-order with options below

VENEER

Choice of Natural Oak (NTOA), Dark Oak (DKOA), Walnut (WN), Natural Cherry (NTCH), Dark Cherry (DSFL), Natural Sapele (NTSP), Dark Sapele (DKSP), Natural Maple (NTMA), Black Painted Oak (BLPO), or Dark Cherry Stained Oak (CRIC)

LAMINATE OPTIONS See standard laminate options on page 85

CARPET Choice of Gunmetal Gray, Charcoal Gray or Onyx Black

STYLE	MODEL NUMBER	DESCRIPTION	SPECIAL NOTES	SIZE (W" x D" x H")	WGHT (LBS)	LIST PRICE
MAGNUS 	SCS-LT3	Wood Veneer Floor Lectern	ISP	29.25 x 27.75 x 48.5	225	\$9,652
	SCS-COVLT3	Cover				\$945
RADIUS 	SCS-RCV27	27" Wide Veneered Lectern	ISP	27 x 24 x 47	145	\$6,500
	SCS-RCL27	27" Wide Laminate Lectern	ISP	27 x 24 x 47	145	\$7,295
	SCS-RCC27	27" Wide Carpeted Lectern	ISP	27 x 24 x 47	145	\$4,775
	SCS-RCV36	36" Wide Veneered Lectern	ISP	36 x 24 x 47	200	\$7,925
	SCS-RCL36	36" Wide Laminate Lectern	ISP	36 x 24 x 47	200	\$8,390
	SCS-RCC36	36" Wide Carpeted Lectern	ISP	36 x 24 x 47	200	\$5,720
	SCS-HA-RC	Electric Height Adjustment (36" only)				\$7,230
ESSENTIAL 	SCS-SCV27	27" Wide Veneered Lectern	ISP	27 x 24 x 47	90	\$6,035
	SCS-SCL27	27" Wide Laminate Lectern	ISP	27 x 24 x 47	90	\$6,665
	SCS-SCC27	27" Wide Carpeted Lectern	ISP	27 x 24 x 47	90	\$4,460
	SCS-SCV36	36" Wide Veneered Lectern	ISP	36 x 24 x 47	135	\$7,445
	SCS-SCL36	36" Wide Laminate Lectern	ISP	36 x 24 x 47	135	\$8,555
	SCS-SCC36	36" Wide Carpeted Lectern	ISP	36 x 24 x 47	135	\$5,405
Options	SCS-COV27R	Cover for 27 Inch Lecterns				\$895
	SCS-COV36R	Cover for 36 Inch Lecterns				\$932
	SCS-PE	Solid state amplifier, speakers, and goose-neck mic for SCS-LE1, SCS-LT3, and SCS-RC	inst			\$4,801
	SCS-PL	Solid state amplifier, speakers, and goose-neck mic for SCS-SC and SCS-CFL				\$2,495
	SCS-EWTU-L	Lavalier Wireless Mic System for SCS-PL, SCS-PC, SCS-PE				\$2,470
	SCS-EWTU-H	Handheld Wireless Mic System for SCS-PL, SCS-PC, SCS-PE				\$2,470
	SCS-MK20	Low Impedance Unidirectional Dynamic Mic				\$580

ISP (In-Stock Program) - Magnus model ships within 3-4 weeks ARO.
 ISP (In-Stock Program) - Radius model ships within 2-3 weeks ARO.
 ISP (In-Stock Program) - Essential model ships within 2-3 weeks ARO.
 inst - Factory installed

Wood Veneered, Laminated and Carpeted Lecterns

STYLE	MODEL NUMBER	DESCRIPTION	SPECIAL NOTES	LIST PRICE
Options Continued	SCS-GS	Gooseneck Mic Arm Only	inst	\$430
	SCS-GSM	Gooseneck Mic Arm With Mic	inst	\$1,210
	SCS-TMR	Digital Clock/Timer		\$1,197
	SCS-LCDMNT	Adjustable LCD Montior Mount		\$920
	SCS-EAMNT	Adjustable Extension Arm Montior Mount		\$1,449
	SCS-CCB	Cable Storage Well With Lid		\$504
	SCS-CPO	Cable Port Outlet		\$328
	SCS-DPLX	Duplex Outlet (specify location)		\$504
	SCS-EHD-RCSC	Euro-Hinged Doors with Lock		\$1,323
	SCS-PLDR	Acrylic Doors with Lock		\$2,142
	SCS-MM	Mic Mount Install Charge (Customer to Supply Mount)		\$365
	SCS-CCO	Custom Cut Out		\$378
	SCS-RM15	15 Space Rack Mount. SCS-RC Series and SCS-LT3 Only		\$945
	SCS-RKB13	13 Space Rack Box. SCS-SC Series Only		\$680
	SCS-SHLF	Adjustable Shelf with Standards		\$479
	SCS-SHLFA	Shelf Only		\$227
	SCS-KD	Keyboard Drawer with Lock (Standard Location in Center)		\$1,147
	SCS-PSD	Pullout Storage Drawer		\$1,310
	SCS-FDCS-RCSC	Folding Document Camera Shelf		\$1,046
	SCS-WSFDS	Folding Document Camera Shelf with Wooden Support Brace		\$1,210
	SCS-LPTFDS	Folding Laptop Shelf		\$995
	SCS-PSLF	Pullout Side Shelf (SCS-LT3 Only)		\$1,273
	SCS-LL18	18" Littlite® with Dimmer		\$479
	SCS-WD	Wiring Duct		\$176
	SCS-RFP	Removable Front Access Panel. SCS-RC Series Only		\$1,058
	SCS-220VAC	220 VAC. 50/60 Hz Power Supply		\$1,185
	SCS-CSU	Custom Stain Upcharge (Customer to Supply Sample)		\$1,298
	SCS-HLDR	Acrylic User Manual Holder		\$391
	SCS-BKLK	Black Lock		\$50
	SCS-CBLK	Combination Lock		\$189
	SCS-WLOGO	Laser Etched Wood Logo		\$1,120
	SCS-LOGO	6" X 18" Satin Brass Logo With Black Lettering		\$555

inst - Factory installed

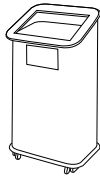
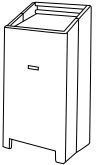
Carpeted Lecterns

FEATURES

- Economy lecterns covered in scuff and stain resistant carpet
- Reading light and casters standard on SCS-CFL
- Casters standard on SCS-CML
- Lecterns can be built-to-order with options below

CARPET

Choice of Gunmetal Gray, Charcoal Gray or Onyx Black

STYLE	MODEL NUMBER	DESCRIPTION	SPECIAL NOTES	SIZE (W" x D" x H")	WEIGHT (LBS)	LIST PRICE
Spectrum™ Floor Model 	SCS-CFLB	Black Trim	ISP	26.5 x 24 x 48	70	\$2,885
	SCS-CFLO	Natural Oak Trim	ISP	26.5 x 24 x 48	70	\$2,911
	SCS-CFLW	Walnut Trim	ISP	26.5 x 24 x 48	70	\$2,948
	SCS-COVCL	Cover				\$859
	SCS-PL	Solid state amplifier, speakers, and goose-neck mic for SCS-SC and SCS-CFL				\$2,495
	SCS-EWTU-L	Lavalier Wireless Mic System for SCS-PL, SCS-PC, SCS-PE	PE			\$2,470
	SCS-EWTU-H	Handheld Wireless Mic System for SCS-PL, SCS-PC, SCS-PE	PE			\$2,470
	SCS-GS	Gooseneck Mic Arm Only	inst			\$428
	SCS-GSM	Gooseneck Mic Arm With Mic	inst			\$1,210
	SCS-220VAC	220 VAC. 50/60 Hz Power Supply				\$1,184
	SCS-TMR	Digital Clock/Timer				\$1,197
	SCS-RM10-CFL	10 Space Rack Mount For SCS-CFL				\$1,109
	SCS-FDCS-CFL	Folding Accessory Shelf, 16"W X 12" D, for SCS-CFL				\$1,096
Spectrum™ Table Model	SCS-CTLB	Black Trim				\$2,255
	SCS-CTLO	Natural Oak Trim				\$2,281
	SCS-CTLW	Walnut Trim				\$2,318
Spectrum™ Modular Model	SCS-CMLB	Black Trim				\$3,100
	SCS-CMLO	Natural Oak Trim				\$3,137
	SCS-CMLW	Walnut Trim				\$3,251
	SCS-COVCT	Cover				\$627
New Dimensions™ Folding Lectern 	SCS-FFL	Folding Floor Lectern	ISP	24 x 17.75 x 48.25	36	\$2,016
	SCS-RLF	Reading Light for SCS-FFL, Installed				\$252
	SCS-MA4	Telescopic Mic Arm For SCS-FFL				\$378

ISP (In-Stock Program) - Spectrum model ships within 2-4 days ARO.

ISP (In-Stock Program) - New Dimensions model ships within 2-5 days ARO

inst - Factory installed

PE - SCS-PE must be purchased to use the SCS-EWTU-L or SCS-EWTU-H options.

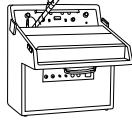
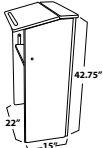
Lecternette® & Portable Folding Lectern

Lecternette® FEATURES

- Amplified, portable sound-reinforcement lecterns
- Carpet choice of Gunmetal Gray, Charcoal Gray or Onyx Black


Portable Folding Lectern FEATURES

- Also works as a hostess station
- High-pressure laminate surface (see page 85 for standard laminate options)

STYLE	MODEL NUMBER	DESCRIPTION	SIZE (W" x D" x H")	WGHT (LBS)	LIST PRICE
 <p>Options</p>	SCS-L16C	Economy Lecternette®	18.75 x 10.25 x 20	32	\$2,860
	SCS-R600	Rental Lecternette®	18.75 x 10.25 x 20	33	\$3,670
	SCS-WSF22	Replacement Windscreen for SC22			\$45
	SCS-1209	Replacement Non-Rechargeable 6 Volt Battery			\$55
	SCS-RBP6	Rechargeable Battery Pack for SCS-L46C			\$440
	SCS-220VAC	220 VAC. 50/60 Hz Power Supply			\$1,060
	SCS-TR45	Tripod Stands for SCS-AO6C and SCS-R06 (pair)			\$730
	SCS-RS6	Carpeted Folding Stand for SCS-R600			\$1,430
	SCS-R06	Carpeted Add On® Speaker Set (Pair) For SCS-R600			\$1,450
SCS-TW50	50 ft. Speaker Extension Cables (Pair)			\$215	
	PFL	Portable Folding Lectern	15 x 22 x 42.75	66	\$10.45

SOLID HARDWOOD LECTERNS

*Executive™ | Silhouette™ (AVAILABLE IN ALL COLORS)



*BLACK (BL) *DARK CHERRY (DKCH) DARK SAPELE (DKSP) *DARK OAK (DKOA) *NATURAL CHERRY (NTCH) NATURAL SAPELE (NTSP) NATURAL MAPLE (NTMA) *NATURAL OAK (NTOA) *WALNUT (WN)

LAMINATE AND VENEER LECTERNS


Magnus™ | Radius™ | Essential™



BLACK PAINTED OAK (BLPO) DARK CHERRY (DSFL) DARK CHERRY STAINED OAK (CRIC) DARK SAPELE (DKSP) DARK OAK (DKOA) NATURAL CHERRY (NTCH) NATURAL SAPELE (NTSP) NATURAL MAPLE (NTMA) NATURAL OAK (NTOA) WALNUT (WN)

CARPET COLOR

Radius™, Essential™, Spectrum™, New Dimensions™, Lecternette®



CHARCOAL GRAY (CCGR) GUNMETAL GRAY (GMGR) ONYX BLACK (ONBL)

TRIM COLOR

Spectrum™



ONYX (ON)

PORTABLE DANCE FLOOR



3' x 3' EventXpress™ Portable Dance Floor (Wood Grain Vinyl)

FEATURES

- Solid plywood core suitable for indoor & outdoor use
- Premium Wood Grain Vinyl surface; 12"x12" tiles
- Secure Cam-Lock fastening
- Silver Trim (11 degree)
- Polyurethane coated back
- Optional Soft Corners for edge protection

Wood Grain Vinyl Color Option:



Wood Grain Vinyl
(WGV)

PARTS

3'x3' Wood Grain Vinyl Panel	\$710
T-handle Hex Key	\$40
T-Handle Extended Hex Key	\$75
Cam-Lock	\$75

*See page 74-75 for more Dance Floor Parts & Accessories

FLOOR SIZE	SQ. FT	CAPACITY	PANELS	TRIM	WEIGHT (LBS)	PALLET QTY	PALLETED WGT (LBS)	VOLUME (FT3 TOTAL)	LIST PRICE
6X9	54	12	6	10	247	1	285	3.38	\$5,570
9X9	81	18	9	12	362	1	400	5.06	\$7,960
9X12	108	24	12	14	477	1	515	6.75	\$10,350
9X15	135	30	15	16	592	1	630	8.44	\$12,740
9X18	162	36	18	18	707	1	745	10.13	\$15,130
12X12	144	32	16	16	629	1	667	9.00	\$13,445
12X15	180	40	20	18	780	1	818	11.25	\$16,545
12X18	216	48	24	20	932	1	970	13.50	\$19,640
12X21	252	56	28	22	1083	1	1,121	15.75	\$22,740
12X24	288	64	32	24	1234	1	1,272	18.00	\$25,835
15X15	225	50	25	20	968	1	1,006	14.06	\$20,350
15X18	270	60	30	22	1156	1	1,194	16.88	\$24,155
15X21	315	70	35	24	1344	1	1,382	19.69	\$27,960
15X24	360	80	40	26	1531	1	1,569	22.50	\$31,765
15X27	405	90	45	28	1719	2	1,795	25.31	\$35,570
15X30	450	100	50	30	1907	2	1,983	28.13	\$39,375
18X18	324	72	36	24	1380	1	1,418	20.25	\$28,670
18X21	378	84	42	26	1604	2	1,680	23.63	\$33,180
18X24	432	96	48	28	1828	2	1,904	27.00	\$37,695
18X27	486	108	54	30	2053	2	2,129	30.38	\$42,205
18X30	540	120	60	32	2277	2	2,353	33.75	\$46,720
21X21	441	98	49	28	1865	2	1,941	27.56	\$38,400
21X24	504	112	56	30	2125	2	2,201	31.50	\$43,625
21X27	567	126	63	32	2368	2	2,444	35.44	\$48,845
21X30	630	140	70	34	2647	2	2,723	39.38	\$54,065
21X33	693	154	77	36	2907	2	2,983	43.31	\$59,290
24X24	576	128	64	32	2422	2	2,498	36.00	\$49,555
24X27	648	144	72	34	2719	2	2,795	40.50	\$55,485
24X30	720	160	80	36	3016	2	3,092	45.00	\$61,410
24X33	792	176	88	38	3313	3	3,427	49.50	\$67,340
27X27	729	162	81	36	3053	3	3,167	45.56	\$62,120
27X30	810	180	90	38	3386	3	3,500	50.63	\$68,760
27X33	891	198	99	40	3720	3	3,834	55.69	\$75,395
27X36	972	216	108	42	4053	3	4,167	60.75	\$82,035
30X30	900	200	100	40	3756	3	3,870	56.25	\$76,105
30X33	990	220	110	42	4126	3	4,240	61.88	\$83,450
30X36	1080	240	120	44	4496	3	4,610	67.50	\$90,795
33X33	1089	242	121	44	4532	4	4,684	68.06	\$91,505
33X36	1188	264	132	46	4938	4	5,090	74.25	\$99,560
36X36	1296	288	144	48	5381	4	5,533	81.00	\$108,320
42X42	1764	392	196	56	7297	5	7,487	110.25	\$146,200
42X45	1890	420	210	58	7812	6	8,040	118.13	\$156,380
45X45	2025	450	225	60	8364	6	8,592	126.56	\$167,265

3' x 3' EventXpress™ Portable Dance Floor (Black & White)

FEATURES

- Solid plywood core suitable for indoor & outdoor use
- Premium all Black, all White or Black & White Checkerboard surface; 12"x12" tiles
- Secure Cam-Lock fastening
- Silver Trim (11 degree)
- Polyurethane coated back
- Optional Soft Corners for edge protection
- Fill in XX with color option code

Black & White Color Options:



Black (BB)



White (WW)



Black & White Checkerboard (BW)

PARTS

3'x3' all Black, all White or Black & White Checkerboard Panel	\$770
T-handle Hex Key	\$40
T-Handle Extended Hex Key	\$75
Cam-Lock	\$75

*See page 74-75 for more Dance Floor Parts & Accessories

FLOOR SIZE	SQ. FT	CAPACITY	PANELS	TRIM	WEIGHT (LBS)	PALLET QTY	PALLETTED WGT (LBS)	VOLUME (FT3 TOTAL)	LIST PRICE
6X9	54	12	6	10	247	1	285	3.38	\$5,935
9X9	81	18	9	12	362	1	400	5.06	\$8,505
9X12	108	24	12	14	477	1	515	6.75	\$11,075
9X15	135	30	15	16	592	1	630	8.44	\$13,645
9X18	162	36	18	18	707	1	745	10.13	\$16,215
12X12	144	32	16	16	629	1	667	9.00	\$14,415
12X15	180	40	20	18	780	1	818	11.25	\$17,755
12X18	216	48	24	20	932	1	970	13.50	\$21,090
12X21	252	56	28	22	1083	1	1,121	15.75	\$24,430
12X24	288	64	32	24	1234	1	1,272	18.00	\$27,770
15X15	225	50	25	20	968	1	1,006	14.06	\$21,860
15X18	270	60	30	22	1156	1	1,194	16.88	\$25,970
15X21	315	70	35	24	1344	1	1,382	19.69	\$30,075
15X24	360	80	40	26	1531	1	1,569	22.50	\$34,185
15X27	405	90	45	28	1719	2	1,795	25.31	\$38,290
15X30	450	100	50	30	1907	2	1,983	28.13	\$42,400
18X18	324	72	36	24	1380	1	1,418	20.25	\$30,845
18X21	378	84	42	26	1604	2	1,680	23.63	\$35,720
18X24	432	96	48	28	1828	2	1,904	27.00	\$40,595
18X27	486	108	54	30	2053	2	2,129	30.38	\$45,475
18X30	540	120	60	32	2277	2	2,353	33.75	\$50,350
21X21	441	98	49	28	1865	2	1,941	27.56	\$41,365
21X24	504	112	56	30	2125	2	2,201	31.50	\$47,010
21X27	567	126	63	32	2386	2	2,462	35.44	\$52,655
21X30	630	140	70	34	2647	2	2,723	39.38	\$58,300
21X33	693	154	77	36	2907	2	2,983	43.31	\$63,945
24X24	576	128	64	32	2422	2	2,498	36.00	\$53,425
24X27	648	144	72	34	2719	2	2,795	40.50	\$59,835
24X30	720	160	80	36	3016	2	3,092	45.00	\$66,250
24X33	792	176	88	38	3313	3	3,427	49.50	\$72,665
27X27	729	162	81	36	3053	3	3,167	45.56	\$67,020
27X30	810	180	90	38	3386	3	3,500	50.63	\$74,200
27X33	891	198	99	40	3720	3	3,834	55.69	\$81,385
27X36	972	216	108	42	4053	3	4,167	60.75	\$88,565
30X30	900	200	100	40	3756	3	3,870	56.25	\$82,150
30X33	990	220	110	42	4126	3	4,240	61.88	\$90,105
30X36	1080	240	120	44	4496	3	4,610	67.50	\$98,055
33X33	1089	242	121	44	4532	4	4,684	68.06	\$98,820
33X36	1188	264	132	46	4938	4	5,090	74.25	\$107,540
36X36	1296	288	144	48	5381	4	5,533	81.00	\$117,030
42X42	1764	392	196	56	7297	5	7,487	110.25	\$158,055
42X45	1890	420	210	58	7812	6	8,040	118.13	\$169,080
45X45	2025	450	225	60	8364	6	8,592	126.56	\$180,875

3' x 3' EventXpress™ Portable Dance Floor (Wood Parquet)

FEATURES

- Solid plywood core suitable for indoor & outdoor use
- Premium solid oak parquet tile surface; 12"x12" tiles
- Secure Cam-Lock fastening
- Silver Trim (11 degree)
- Polyurethane coated back
- Optional Soft Corners for edge protection
- Fill in XXXX with color option code

Wood Parquet Color Options:



Natural
Oak
(WOPK)



Windsor
Oak
(WOCH)

PARTS

3'x3' Natural Oak (light) or Windsor Oak (dark) Panel	\$950
T-handle Hex Key	\$40
T-Handle Extended Hex Key	\$75
Cam-Lock	\$75

*See page 74-75 for more Dance Floor Parts & Accessories

FLOOR SIZE	SQ. FT	CAPACITY	PANELS	TRIM	WEIGHT (LBS)	PALLET QTY	PALLETED WGT (LBS)	VOLUME (FT3 TOTAL)	LIST PRICE
6X9	54	12	6	10	195	1	233	3.38	\$7,030
9X9	81	18	9	12	283	1	321	5.06	\$10,150
9X12	108	24	12	14	372	1	410	6.75	\$13,270
9X15	135	30	15	16	460	1	498	8.44	\$16,385
9X18	162	36	18	18	549	1	587	10.13	\$19,505
12X12	144	32	16	16	488	1	526	9.00	\$17,340
12X15	180	40	20	18	604	1	642	11.25	\$21,405
12X18	216	48	24	20	720	1	758	13.50	\$25,475
12X21	252	56	28	22	837	1	875	15.75	\$29,545
12X24	288	64	32	24	953	1	991	18.00	\$33,615
15X15	225	50	25	20	748	1	786	14.06	\$26,430
15X18	270	60	30	22	892	1	930	16.88	\$31,450
15X21	315	70	35	24	1036	1	1,074	19.69	\$36,470
15X24	360	80	40	26	1179	1	1,217	22.50	\$41,490
15X27	405	90	45	28	1323	2	1,399	25.31	\$46,515
15X30	450	100	50	30	1467	2	1,543	28.13	\$51,535
18X18	324	72	36	24	1063	1	1,101	20.25	\$37,420
18X21	378	84	42	26	1235	2	1,311	23.63	\$43,395
18X24	432	96	48	28	1406	2	1,482	27.00	\$49,365
18X27	486	108	54	30	1577	2	1,653	30.38	\$55,340
18X30	540	120	60	32	1749	2	1,825	33.75	\$61,310
21X21	441	98	49	28	1434	2	1,510	27.56	\$50,320
21X24	504	112	56	30	1633	2	1,709	31.50	\$57,240
21X27	567	126	63	32	1832	2	1,908	35.44	\$64,165
21X30	630	140	70	34	2031	2	2,107	39.38	\$71,090
21X33	693	154	77	36	2230	2	2,306	43.31	\$78,015
24X24	576	128	64	32	1859	2	1,935	36.00	\$65,115
24X27	648	144	72	34	2086	2	2,162	40.50	\$72,990
24X30	720	160	80	36	2312	2	2,388	45.00	\$80,865
24X33	792	176	88	38	2539	3	2,653	49.50	\$88,740
27X27	729	162	81	36	2340	3	2,454	45.56	\$81,820
27X30	810	180	90	38	2594	3	2,708	50.63	\$90,645
27X33	891	198	99	40	2848	3	2,962	55.69	\$99,470
27X36	972	216	108	42	3103	3	3,217	60.75	\$108,295
30X30	900	200	100	40	2876	3	2,990	56.25	\$100,420
30X33	990	220	110	42	3158	3	3,272	61.88	\$110,200
30X36	1080	240	120	44	3440	3	3,554	67.50	\$119,975
33X33	1089	242	121	44	3467	4	3,619	68.06	\$120,930
33X36	1188	264	132	46	3777	4	3,929	74.25	\$131,655
36X36	1296	288	144	48	4114	4	4,266	81.00	\$143,340
42X42	1764	392	196	56	5572	5	5,762	110.25	\$193,865
42X45	1890	420	210	58	5964	6	6,192	118.13	\$207,445
45X45	2025	450	225	60	6384	6	6,612	126.56	\$221,980

3' x 4' EventXpress™ Portable Dance Floor (Wood Grain Vinyl)

FEATURES

- Solid plywood core suitable for indoor & outdoor use
- Premium Wood Grain Vinyl surface; 12"x12" tiles
- Secure Cam-Lock fastening
- Silver Trim (11 degree)
- Polyurethane coated back
- Optional Soft Corners for edge protection

Wood Grain Vinyl Color Option:



Wood Grain Vinyl (WGV)

PARTS

3'x4' Wood Grain Vinyl Panel	\$855
T-handle Hex Key	\$40
T-Handle Extended Hex Key	\$75
Cam-Lock	\$75

*See page 74-75 for more Dance Floor Parts & Accessories

FLOOR SIZE	SQ. FT	CAPACITY	PANELS	TRIM	WEIGHT (LBS)	PALLET QTY	PALLETTED WGT (LBS)	VOLUME (FT3 TOTAL)	LIST PRICE
6X8	48	11	4	8	213	1	251	3	\$4,570
9X12	108	24	9	12	460	1	498	6.75	\$9,300
9X16	144	32	12	14	606	1	644	9	\$12,135
9X20	180	40	15	16	753	1	791	11.25	\$14,970
12X12	144	32	12	14	606	1	644	9	\$12,135
12X16	192	43	16	16	799	1	837	12	\$15,825
15X12	180	40	15	16	753	1	791	11.25	\$14,970
15X16	240	53	20	18	992	1	1030	15	\$19,515
15X20	300	67	25	20	1232	1	1270	18.75	\$24,065
15X24	360	80	30	22	1472	1	1510	22.5	\$28,615
18X16	288	64	24	20	1185	1	1223	18	\$23,210
18X20	360	80	30	22	1472	1	1510	22.5	\$28,615
18X24	432	96	36	24	1758	1	1796	27	\$34,020
18X28	504	112	42	26	2044	2	2120	31.5	\$39,425
18X32	576	128	48	28	2331	2	2407	36	\$44,830
21X20	420	93	35	24	1711	1	1749	26.25	\$33,165
21X24	504	112	42	26	2044	2	2120	31.5	\$39,425
21X28	588	131	49	28	2377	2	2453	36.75	\$45,690
24X20	480	107	40	26	1951	1	1989	30	\$37,710
24X24	576	128	48	28	2331	2	2407	36	\$44,830
24X28	672	149	56	30	2710	2	2786	42	\$51,950
24X32	768	171	64	32	3090	2	3166	48	\$59,070
27X28	756	168	63	32	3043	2	3119	47.25	\$58,210
27X32	864	192	72	34	3469	2	3545	54	\$66,190
30X28	840	187	70	34	3376	2	3452	52.5	\$64,475
30X32	960	213	80	36	3849	2	3925	60	\$73,305
30X36	1080	240	90	38	4321	3	4435	67.5	\$82,140
33X32	1056	235	88	38	4228	3	4342	66	\$80,425
33X36	1188	264	99	40	4747	3	4861	74.25	\$90,115
36X36	1296	288	108	42	5174	3	5288	81	\$98,090
36X40	1440	320	120	44	5739	3	5853	90	\$108,635
36X44	1584	352	132	46	6305	4	6457	99	\$119,185
36X48	1728	384	144	48	6871	4	7023	108	\$129,730
39X40	1560	347	130	46	6212	4	6364	97.5	\$117,470
39X44	1716	381	143	48	6825	4	6977	107.25	\$128,875
39X48	1872	416	156	50	7437	4	7589	117	\$140,275
42X40	1680	373	140	48	6685	4	6837	105	\$126,300
42X44	1848	411	154	50	7344	4	7496	115.5	\$138,560
42X48	2016	448	168	52	8003	5	8193	126	\$150,820
45X40	1800	400	150	50	7158	4	7310	112.5	\$135,135
45X44	1980	440	165	52	7863	5	8053	123.75	\$148,250
45X48	2160	480	180	54	8569	5	8759	135	\$161,370
48X48	2304	512	192	56	9135	5	9325	144	\$171,915

3' x 4' EventXpress™ Portable Dance Floor (Black & White)

FEATURES

- Solid plywood core suitable for indoor & outdoor use
- Premium all Black, all White or Black & White Checkerboard surface; 12"x12" tiles
- Secure Cam-Lock fastening
- Silver Trim (11 degree)
- Polyurethane coated back
- Optional Soft Corners for edge protection
- Fill in XX with color option code

Black & White Color Options:



Black (BB)



White (WW)



Black & White Checkerboard (BW)

PARTS

3'x4' all Black, all White or Black & White Checkerboard Panel	\$855
T-handle Hex Key	\$40
T-Handle Extended Hex Key	\$75
Cam-Lock	\$75

*See page 74-75 for more Dance Floor Parts & Accessories

FLOOR SIZE	SQ. FT	CAPACITY	PANELS	TRIM	WEIGHT (LBS)	PALLET QTY	PALLETED WGT (LBS)	VOLUME (FT3 TOTAL)	LIST PRICE
6X8	48	11	4	8	213	1	251	3	\$4,665
9X12	108	24	9	12	460	1	498	6.75	\$9,300
9X16	144	32	12	14	606	1	644	9	\$12,135
9X20	180	40	15	16	753	1	791	11.25	\$14,970
12X12	144	32	12	14	606	1	644	9	\$12,135
12X16	192	43	16	16	799	1	837	12	\$15,825
15X12	180	40	15	16	753	1	791	11.25	\$14,970
15X16	240	53	20	18	992	1	1030	15	\$19,515
15X20	300	67	25	20	1232	1	1270	18.75	\$24,065
15X24	360	80	30	22	1472	1	1510	22.5	\$28,615
18X16	288	64	24	20	1185	1	1223	18	\$23,210
18X20	360	80	30	22	1472	1	1510	22.5	\$28,615
18X24	432	96	36	24	1758	1	1796	27	\$34,020
18X28	504	112	42	26	2044	2	2120	31.5	\$39,425
18X32	576	128	48	28	2331	2	2407	36	\$44,830
21X20	420	93	35	24	1711	1	1749	26.25	\$33,165
21X24	504	112	42	26	2044	2	2120	31.5	\$39,425
21X28	588	131	49	28	2377	2	2453	36.75	\$45,690
24X20	480	107	40	26	1951	1	1989	30	\$37,710
24X24	576	128	48	28	2331	2	2407	36	\$44,830
24X28	672	149	56	30	2710	2	2786	42	\$51,950
24X32	768	171	64	32	3090	2	3166	48	\$59,070
27X28	756	168	63	32	3043	2	3119	47.25	\$58,210
27X32	864	192	72	34	3469	2	3545	54	\$66,190
30X28	840	187	70	34	3376	2	3452	52.5	\$64,475
30X32	960	213	80	36	3849	2	3925	60	\$73,305
30X36	1080	240	90	38	4321	3	4435	67.5	\$82,140
33X32	1056	235	88	38	4228	3	4342	66	\$80,425
33X36	1188	264	99	40	4747	3	4861	74.25	\$90,115
36X36	1296	288	108	42	5174	3	5288	81	\$98,090
36X40	1440	320	120	44	5739	3	5853	90	\$108,635
36X44	1584	352	132	46	6305	4	6457	99	\$119,185
36X48	1728	384	144	48	6871	4	7023	108	\$129,730
39X40	1560	347	130	46	6212	4	6364	97.5	\$117,470
39X44	1716	381	143	48	6825	4	6977	107.25	\$128,875
39X48	1872	416	156	50	7437	4	7589	117	\$140,275
42X40	1680	373	140	48	6685	4	6837	105	\$126,300
42X44	1848	411	154	50	7344	4	7496	115.5	\$138,560
42X48	2016	448	168	52	8003	5	8193	126	\$150,820
45X40	1800	400	150	50	7158	4	7310	112.5	\$135,135
45X44	1980	440	165	52	7863	5	8053	123.75	\$148,250
45X48	2160	480	180	54	8569	5	8759	135	\$161,370
48X48	2304	512	192	56	9135	5	9325	144	\$171,915

3' x 4' EventXpress™ Portable Dance Floor (Wood Parquet)

FEATURES

- Solid plywood core suitable for indoor & outdoor use
- Premium solid oak parquet tile surface; 12"x12" tiles
- Secure Cam-Lock fastening
- Silver Trim (11 degree)
- Polyurethane coated back
- Optional Soft Corners for edge protection
- Fill in XXXX with color option code

Wood Parquet Color Options:



Natural
Oak
(WOPK)



Windsor
Oak
(WOCH)

PARTS

3'x4' Natural Oak (light) or Windsor Oak (dark) Panel	\$1,050
T-handle Hex Key	\$40
T-Handle Extended Hex Key	\$75
Cam-Lock	\$75

*See page 74-75 for more Dance Floor Parts & Accessories

FLOOR SIZE	SQ. FT	CAPACITY	PANELS	TRIM	WEIGHT (LBS)	PALLET QTY	PALLETTED WGT (LBS)	VOLUME (FT3 TOTAL)	LIST PRICE
6X8	48	11	4	8	213	1	251	3	\$5,265
9X12	108	24	9	12	460	1	498	6.75	\$11,055
9X16	144	32	12	14	606	1	644	9	\$14,475
9X20	180	40	15	16	753	1	791	11.25	\$17,900
12X12	144	32	12	14	606	1	644	9	\$14,475
12X16	192	43	16	16	799	1	837	12	\$18,950
15X12	180	40	15	16	753	1	791	11.25	\$17,900
15X16	240	53	20	18	992	1	1030	15	\$23,425
15X20	300	67	25	20	1232	1	1270	18.75	\$28,950
15X24	360	80	30	22	1472	1	1510	22.5	\$34,475
18X16	288	64	24	20	1185	1	1223	18	\$27,895
18X20	360	80	30	22	1472	1	1510	22.5	\$34,475
18X24	432	96	36	24	1758	1	1796	27	\$41,050
18X28	504	112	42	26	2044	2	2120	31.5	\$47,630
18X32	576	128	48	28	2331	2	2407	36	\$54,205
21X20	420	93	35	24	1711	1	1749	26.25	\$40,000
21X24	504	112	42	26	2044	2	2120	31.5	\$47,630
21X28	588	131	49	28	2377	2	2453	36.75	\$55,255
24X20	480	107	40	26	1951	1	1989	30	\$45,525
24X24	576	128	48	28	2331	2	2407	36	\$54,205
24X28	672	149	56	30	2710	2	2786	42	\$62,885
24X32	768	171	64	32	3090	2	3166	48	\$71,570
27X28	756	168	63	32	3043	2	3119	47.25	\$70,515
27X32	864	192	72	34	3469	2	3545	54	\$80,250
30X28	840	187	70	34	3376	2	3452	52.5	\$78,145
30X32	960	213	80	36	3849	2	3925	60	\$88,930
30X36	1080	240	90	38	4321	3	4435	67.5	\$99,715
33X32	1056	235	88	38	4228	3	4342	66	\$97,610
33X36	1188	264	99	40	4747	3	4861	74.25	\$109,450
36X36	1296	288	108	42	5174	3	5288	81	\$119,185
36X40	1440	320	120	44	5739	3	5853	90	\$132,075
36X44	1584	352	132	46	6305	4	6457	99	\$144,965
36X48	1728	384	144	48	6871	4	7023	108	\$157,855
39X40	1560	347	130	46	6212	4	6364	97.5	\$142,860
39X44	1716	381	143	48	6825	4	6977	107.25	\$156,800
39X48	1872	416	156	50	7437	4	7589	117	\$170,745
42X40	1680	373	140	48	6685	4	6837	105	\$153,645
42X44	1848	411	154	50	7344	4	7496	115.5	\$168,640
42X48	2016	448	168	52	8003	5	8193	126	\$183,630
45X40	1800	400	150	50	7158	4	7310	112.5	\$164,430
45X44	1980	440	165	52	7863	5	8053	123.75	\$180,475
45X48	2160	480	180	54	8569	5	8759	135	\$196,520
48X48	2304	512	192	56	9135	5	9325	144	\$209,410

3' x 3' EventXpress™ Seamless Portable Dance Floor (Seamless Wood Grains)

FEATURES

- Solid plywood core suitable for indoor & outdoor use
- Full panel sheet of premium vinyl
- Secure Cam-Lock fastening
- Silver Trim (11 degree)
- Polyurethane coated back
- Optional Soft Corners for edge protection
- Fill in XXX with color option code

Seamless Wood Grain Color Options:



PARTS

3'x3' Seamless Wood Grain Panel	\$850
T-handle Hex Key	\$40
T-Handle Extended Hex Key	\$75
Cam-Lock	\$75

*See page 74-75 for more Dance Floor Parts & Accessories

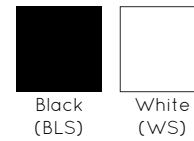
FLOOR SIZE	SQ. FT	CAPACITY	PANELS	TRIM	WEIGHT (LBS)	PALLET QTY	PALLETED WGT (LBS)	VOLUME (FT3 TOTAL)	LIST PRICE
6X9	54	12	6	10	210	1	285	3.38	\$6,425
9X9	81	18	9	12	306	1	400	5.06	\$9,240
9X12	108	24	12	14	402	1	515	6.75	\$12,060
9X15	135	30	15	16	498	1	630	8.44	\$14,875
9X18	162	36	18	18	594	1	745	10.13	\$17,690
12X12	144	32	16	16	528	1	667	9.00	\$15,725
12X15	180	40	20	18	654	1	818	11.25	\$19,390
12X18	216	48	24	20	780	1	970	13.50	\$23,060
12X21	252	56	28	22	906	1	1,121	15.75	\$26,725
12X24	288	64	32	24	1032	1	1,272	18.00	\$30,390
15X15	225	50	25	20	810	1	1,006	14.06	\$23,910
15X18	270	60	30	22	966	1	1,194	16.88	\$28,425
15X21	315	70	35	24	1122	1	1,382	19.69	\$32,945
15X24	360	80	40	26	1278	1	1,569	22.50	\$37,460
15X27	405	90	45	28	1434	2	1,795	25.31	\$41,975
15X30	450	100	50	30	1590	2	1,983	28.13	\$46,495
18X18	324	72	36	24	1152	1	1,418	20.25	\$33,795
18X21	378	84	42	26	1338	2	1,680	23.63	\$39,160
18X24	432	96	48	28	1524	2	1,904	27.00	\$44,530
18X27	486	108	54	30	1710	2	2,129	30.38	\$49,895
18X30	540	120	60	32	1896	2	2,353	33.75	\$55,265
21X21	441	98	49	28	1554	2	1,941	27.56	\$45,380
21X24	504	112	56	30	1770	2	2,201	31.50	\$51,595
21X27	567	126	63	32	1986	2	2,444	35.44	\$57,815
21X30	630	140	70	34	2202	2	2,723	39.38	\$64,035
21X33	693	154	77	36	2418	2	2,983	43.31	\$70,250
24X24	576	128	64	32	2016	2	2,498	36.00	\$58,665
24X27	648	144	72	34	2262	2	2,795	40.50	\$65,735
24X30	720	160	80	36	2508	2	3,092	45.00	\$72,805
24X33	792	176	88	38	2754	3	3,427	49.50	\$79,870
27X27	729	162	81	36	2538	3	3,167	45.56	\$73,655
27X30	810	180	90	38	2814	3	3,500	50.63	\$81,570
27X33	891	198	99	40	3090	3	3,834	55.69	\$89,490
27X36	972	216	108	42	3366	3	4,167	60.75	\$97,410
30X30	900	200	100	40	3120	3	3,870	56.25	\$90,340
30X33	990	220	110	42	3426	3	4,240	61.88	\$99,110
30X36	1080	240	120	44	3732	3	4,610	67.50	\$107,880
33X33	1089	242	121	44	3762	4	4,684	68.06	\$108,730
33X36	1188	264	132	46	4098	4	5,090	74.25	\$118,350
36X36	1296	288	144	48	4464	4	5,533	81.00	\$128,820
42X42	1764	392	196	56	6048	5	7,487	110.25	\$174,105
42X45	1890	420	210	58	6474	6	8,040	118.13	\$186,280
45X45	2025	450	225	60	6930	6	8,592	126.56	\$199,300

3' x 3' EventXpress™ Seamless Portable Dance Floor (Seamless Black & White)

FEATURES

- Solid plywood core suitable for indoor & outdoor use
- Full panel sheet of premium vinyl
- All Black floor, all White floor and Black & White combination floor are options
- Secure Cam-Lock fastening
- Silver Trim (11 degree)
- Polyurethane coated back
- Optional Soft Corners for edge protection
- Fill in XXX with color option code

Seamless Black & White Color Options:



PARTS

3'x3' Seamless Black or White Panel	\$850
T-handle Hex Key	\$40
T-Handle Extended Hex Key	\$75
Cam-Lock	\$75

*See page 74-75 for more Dance Floor Parts & Accessories


FLOOR SIZE	SQ. FT	CAP	PANELS	TRIM	WGHT WHT (LBS)	WGHT BLK (LBS)	PALLET QTY	PALLETTED WGT (LBS)	VOLUME (FT3 TOTAL)	LIST PRICE
6X9	54	12	6	10	234	210	1	285	3.38	\$6,425
9X9	81	18	9	12	342	306	1	400	5.06	\$9,240
9X12	108	24	12	14	450	402	1	515	6.75	\$12,060
9X15	135	30	15	16	558	498	1	630	8.44	\$14,875
9X18	162	36	18	18	666	594	1	745	10.13	\$17,690
12X12	144	32	16	16	592	528	1	667	9.00	\$15,725
12X15	180	40	20	18	734	654	1	818	11.25	\$19,390
12X18	216	48	24	20	876	780	1	970	13.50	\$23,060
12X21	252	56	28	22	1018	906	1	1,121	15.75	\$26,725
12X24	288	64	32	24	1160	1032	1	1,272	18.00	\$30,390
15X15	225	50	25	20	910	810	1	1,006	14.06	\$23,910
15X18	270	60	30	22	1086	966	1	1,194	16.88	\$28,425
15X21	315	70	35	24	1262	1122	1	1,382	19.69	\$32,945
15X24	360	80	40	26	1438	1278	1	1,569	22.50	\$37,460
15X27	405	90	45	28	1614	1434	2	1,795	25.31	\$41,975
15X30	450	100	50	30	1790	1590	2	1,983	28.13	\$46,495
18X18	324	72	36	24	1296	1152	1	1,418	20.25	\$33,795
18X21	378	84	42	26	1506	1338	2	1,680	23.63	\$39,160
18X24	432	96	48	28	1716	1524	2	1,904	27.00	\$44,530
18X27	486	108	54	30	1926	1710	2	2,129	30.38	\$49,895
18X30	540	120	60	32	2136	1896	2	2,353	33.75	\$55,265
21X21	441	98	49	28	1750	1554	2	1,941	27.56	\$45,380
21X24	504	112	56	30	1994	1770	2	2,201	31.50	\$51,595
21X27	567	126	63	32	2238	1986	2	2,444	35.44	\$57,815
21X30	630	140	70	34	2482	2202	2	2,723	39.38	\$64,035
21X33	693	154	77	36	2726	2418	2	2,983	43.31	\$70,250
24X24	576	128	64	32	2272	2016	2	2,498	36.00	\$58,665
24X27	648	144	72	34	2550	2262	2	2,795	40.50	\$65,735
24X30	720	160	80	36	2828	2508	2	3,092	45.00	\$72,805
24X33	792	176	88	38	3106	2754	3	3,427	49.50	\$79,870
27X27	729	162	81	36	2862	2538	3	3,167	45.56	\$73,655
27X30	810	180	90	38	3174	2814	3	3,500	50.63	\$81,570
27X33	891	198	99	40	3486	3090	3	3,834	55.69	\$89,490
27X36	972	216	108	42	3798	3366	3	4,167	60.75	\$97,410
30X30	900	200	100	40	3520	3120	3	3,870	56.25	\$90,340
30X33	990	220	110	42	3866	3426	3	4,240	61.88	\$99,110
30X36	1080	240	120	44	4212	3732	3	4,610	67.50	\$107,880
33X33	1089	242	121	44	4246	3762	4	4,684	68.06	\$108,730
33X36	1188	264	132	46	4626	4098	4	5,090	74.25	\$118,350
36X36	1296	288	144	48	5040	4464	4	5,533	81.00	\$128,820
42X42	1764	392	196	56	6832	6048	5	7,487	110.25	\$174,105
42X45	1890	420	210	58	7314	6474	6	8,040	118.13	\$186,280
45X45	2025	450	225	60	7830	6930	6	8,592	126.56	\$199,300

3' x 4' EventXpress™ Seamless Portable Dance Floor (Seamless Wood Grains)

FEATURES

- Solid plywood core suitable for indoor & outdoor use
- Full panel sheet of premium vinyl
- Secure Cam-Lock fastening
- Silver Trim (11 degree)
- Polyurethane coated back
- Optional Soft Corners for edge protection
- Fill in XXX with color option code

Seamless Wood Grain Color Options:



PARTS

3'x4' Seamless Wood Grain Panel	\$915
T-handle Hex Key	\$40
T-Handle Extended Hex Key	\$75
Cam-Lock	\$75

*See page 74-75 for more Dance Floor Parts & Accessories


FLOOR SIZE	SQ. FT	CAPACITY	PANELS	TRIM	WEIGHT (LBS)	PALLET QTY	PALLETED WGT (LBS)	VOLUME (FT3 TOTAL)	LIST PRICE
6X8	48	11	4	8	213	1	251	3	\$4,710
9X12	108	24	9	12	460	1	498	6.75	\$9,810
9X16	144	32	12	14	606	1	644	9	\$12,815
9X20	180	40	15	16	753	1	791	11.25	\$15,820
12X12	144	32	12	14	606	1	644	9	\$12,815
12X16	192	43	16	16	799	1	837	12	\$16,735
15X12	180	40	15	16	753	1	791	11.25	\$15,820
15X16	240	53	20	18	992	1	1030	15	\$20,650
15X20	300	67	25	20	1232	1	1270	18.75	\$25,485
15X24	360	80	30	22	1472	1	1510	22.5	\$30,315
18X16	288	64	24	20	1185	1	1223	18	\$24,570
18X20	360	80	30	22	1472	1	1510	22.5	\$30,315
18X24	432	96	36	24	1758	1	1796	27	\$36,060
18X28	504	112	42	26	2044	2	2120	31.5	\$41,805
18X32	576	128	48	28	2331	2	2407	36	\$47,550
21X20	420	93	35	24	1711	1	1749	26.25	\$35,150
21X24	504	112	42	26	2044	2	2120	31.5	\$41,805
21X28	588	131	49	28	2377	2	2453	36.75	\$48,465
24X20	480	107	40	26	1951	1	1989	30	\$39,980
24X24	576	128	48	28	2331	2	2407	36	\$47,550
24X28	672	149	56	30	2710	2	2786	42	\$55,125
24X32	768	171	64	32	3090	2	3166	48	\$62,700
27X28	756	168	63	32	3043	2	3119	47.25	\$61,785
27X32	864	192	72	34	3469	2	3545	54	\$70,270
30X28	840	187	70	34	3376	2	3452	52.5	\$68,445
30X32	960	213	80	36	3849	2	3925	60	\$77,845
30X36	1080	240	90	38	4321	3	4435	67.5	\$87,240
33X32	1056	235	88	38	4228	3	4342	66	\$85,415
33X36	1188	264	99	40	4747	3	4861	74.25	\$95,730
36X36	1296	288	108	42	5174	3	5288	81	\$104,215
36X40	1440	320	120	44	5739	3	5853	90	\$115,440
36X44	1584	352	132	46	6305	4	6457	99	\$126,670
36X48	1728	384	144	48	6871	4	7023	108	\$137,895
39X40	1560	347	130	46	6212	4	6364	97.5	\$124,840
39X44	1716	381	143	48	6825	4	6977	107.25	\$136,980
39X48	1872	416	156	50	7437	4	7589	117	\$149,120
42X40	1680	373	140	48	6685	4	6837	105	\$134,240
42X44	1848	411	154	50	7344	4	7496	115.5	\$147,295
42X48	2016	448	168	52	8003	5	8193	126	\$160,350
45X40	1800	400	150	50	7158	4	7310	112.5	\$143,640
45X44	1980	440	165	52	7863	5	8053	123.75	\$157,605
45X48	2160	480	180	54	8569	5	8759	135	\$171,575
48X48	2304	512	192	56	9135	5	9325	144	\$182,800

3' x 4' EventXpress™ Seamless Portable Dance Floor (Seamless Black & White)

FEATURES

- Solid plywood core suitable for indoor & outdoor use
- Full panel sheet of premium vinyl
- All Black floor, all White floor and Black & White combination floor are options
- Secure Cam-Lock fastening
- Silver Trim (11 degree)
- Polyurethane coated back
- Optional Soft Corners for edge protection
- Fill in XX with color option code

Seamless Black & White Color Options:



PARTS

3'x4' Seamless Black or White Panel	\$915
T-handle Hex Key	\$40
T-Handle Extended Hex Key	\$75
Cam-Lock	\$75

*See page 74-75 for more Dance Floor Parts & Accessories

FLOOR SIZE	SQ. FT	CAPACITY	PANELS	TRIM	WEIGHT (LBS)	PALLET QTY	PALLETED WGT (LBS)	VOLUME (FT3 TOTAL)	LIST PRICE
6X8	48	11	4	8	213	1	251	3	\$4,785
9X12	108	24	9	12	460	1	498	6.75	\$9,810
9X16	144	32	12	14	606	1	644	9	\$12,815
9X20	180	40	15	16	753	1	791	11.25	\$15,820
12X12	144	32	12	14	606	1	644	9	\$12,815
12X16	192	43	16	16	799	1	837	12	\$16,735
15X12	180	40	15	16	753	1	791	11.25	\$15,820
15X16	240	53	20	18	992	1	1030	15	\$20,650
15X20	300	67	25	20	1232	1	1270	18.75	\$25,485
15X24	360	80	30	22	1472	1	1510	22.5	\$30,315
18X16	288	64	24	20	1185	1	1223	18	\$24,570
18X20	360	80	30	22	1472	1	1510	22.5	\$30,315
18X24	432	96	36	24	1758	1	1796	27	\$36,060
18X28	504	112	42	26	2044	2	2120	31.5	\$41,805
18X32	576	128	48	28	2331	2	2407	36	\$47,550
21X20	420	93	35	24	1711	1	1749	26.25	\$35,150
21X24	504	112	42	26	2044	2	2120	31.5	\$41,805
21X28	588	131	49	28	2377	2	2453	36.75	\$48,465
24X20	480	107	40	26	1951	1	1989	30	\$39,980
24X24	576	128	48	28	2331	2	2407	36	\$47,550
24X28	672	149	56	30	2710	2	2786	42	\$55,125
24X32	768	171	64	32	3090	2	3166	48	\$62,700
27X28	756	168	63	32	3043	2	3119	47.25	\$61,785
27X32	864	192	72	34	3469	2	3545	54	\$70,270
30X28	840	187	70	34	3376	2	3452	52.5	\$68,445
30X32	960	213	80	36	3849	2	3925	60	\$77,845
30X36	1080	240	90	38	4321	3	4435	67.5	\$87,240
33X32	1056	235	88	38	4228	3	4342	66	\$85,415
33X36	1188	264	99	40	4747	3	4861	74.25	\$95,730
36X36	1296	288	108	42	5174	3	5288	81	\$104,215
36X40	1440	320	120	44	5739	3	5853	90	\$115,440
36X44	1584	352	132	46	6305	4	6457	99	\$126,670
36X48	1728	384	144	48	6871	4	7023	108	\$137,895
39X40	1560	347	130	46	6212	4	6364	97.5	\$124,840
39X44	1716	381	143	48	6825	4	6977	107.25	\$136,980
39X48	1872	416	156	50	7437	4	7589	117	\$149,120
42X40	1680	373	140	48	6685	4	6837	105	\$134,240
42X44	1848	411	154	50	7344	4	7496	115.5	\$147,295
42X48	2016	448	168	52	8003	5	8193	126	\$160,350
45X40	1800	400	150	50	7158	4	7310	112.5	\$143,640
45X44	1980	440	165	52	7863	5	8053	123.75	\$157,605
45X48	2160	480	180	54	8569	5	8759	135	\$171,575
48X48	2304	512	192	56	9135	5	9325	144	\$182,800

4' x 4' EventXpress™ Seamless Portable Dance Floor (Seamless Wood Grains)

FEATURES

- Solid plywood core suitable for indoor & outdoor use
- Full panel sheet of premium vinyl
- Secure Cam-Lock fastening
- Silver Trim (11 degree)
- Polyurethane coated back
- Optional Soft Corners for edge protection
- Fill in XX with color option code

Seamless Wood Grain Color Options:



PARTS

4'x4' Seamless Wood Grain Panel	\$1,065
T-handle Hex Key	\$40
T-Handle Extended Hex Key	\$75
Cam-Lock	\$75

*See page 74-75 for more Dance Floor Parts & Accessories

Traditional Corners

DANCE FLOOR SIZE	SQ. FT	CAPACITY	PANELS	TRIM	WEIGHT (LBS)	PALLET QTY	PALLETED WGT (LBS)	VOLUME (FT3 TOTAL)	LIST PRICE
12X12	144	32	9	4	503	1	518	23.33	\$12,060
12X16	192	43	12	6	660	1	675	29.33	\$15,605
16x16	256	57	16	8	868	1	883	37.33	\$20,215
24x16	384	85	24	12	1284	1	1299	53.33	\$29,430
20x20	400	89	25	12	1334	1	1349	55.33	\$30,495
24X20	480	107	30	14	1592	1	1607	65.33	\$36,170
24X24	576	128	36	16	1899	1	1914	77.33	\$42,910
24X28	672	149	42	18	2207	2	2237	89.33	\$49,650
24X32	768	171	48	20	2515	2	2545	101.33	\$56,390
36X36	1296	288	81	28	4196	2	4226	167.33	\$92,940
36X40	1440	320	90	30	4654	2	4684	185.33	\$102,875
36X44	1584	352	99	32	5112	2	5142	203.33	\$112,810
36X48	1728	384	108	34	5570	2	5600	221.33	\$122,745
48X48	2304	512	144	40	7393	3	7438	293.33	\$162,140

Soft Corners

DANCE FLOOR SIZE	SQ. FT	CAPACITY	PANELS	TRIM	WEIGHT (LBS)	PALLET QTY	PALLETED WGT (LBS)	VOLUME (FT3 TOTAL)	LIST PRICE
12X12	144	32	9	4	503	1	518	23.33	\$10,625
12X16	192	43	12	6	660	1	675	29.33	\$14,170
16x16	256	57	16	8	868	1	883	37.33	\$18,775
24x16	384	85	24	12	1284	1	1299	53.33	\$27,995
20x20	400	89	25	12	1302	1	1317	55.33	\$29,060
24X20	480	107	30	14	1592	1	1607	65.33	\$34,735
24X24	576	128	36	16	1899	1	1914	77.33	\$41,475
24X28	672	149	42	18	2207	2	2237	89.33	\$48,215
24X32	768	171	48	20	2515	2	2545	101.33	\$54,955
36X36	1296	288	81	28	4196	2	4226	167.33	\$91,505
36X40	1440	320	90	30	4654	2	4684	185.33	\$101,440
36X44	1584	352	99	32	5112	2	5142	203.33	\$111,375
36X48	1728	384	108	34	5570	2	5600	221.33	\$121,310
48X48	2304	512	144	40	7393	3	7438	293.33	\$160,705

4' x 4' EventXpress™ Seamless Portable Dance Floor (Black)

FEATURES

- Solid plywood core suitable for indoor & outdoor use
- Full panel sheet of premium vinyl
- Secure Cam-Lock fastening
- Silver Trim (11 degree)
- Polyurethane coated back
- Optional Soft Corners for edge protection

Seamless Black:



Black
(BLS)

PARTS

4'x4' Seamless Black Panel	\$1,250
T-handle Hex Key	\$40
T-Handle Extended Hex Key	\$75
Cam-Lock	\$75

*See page 74-75 for more Dance Floor Parts & Accessories

Traditional Corners

DANCE FLOOR SIZE	SQ. FT	CAPACITY	PANELS	TRIM	WEIGHT (LBS)	PALLET QTY	PALLETED WGT (LBS)	VOLUME (FT3 TOTAL)	LIST PRICE
12X12	144	32	9	4	503	1	518	23.33	\$13,710
12X16	192	43	12	6	660	1	675	29.33	\$17,805
16x16	256	57	16	8	868	1	883	37.33	\$23,150
24x16	384	85	24	12	1284	1	1299	53.33	\$33,835
20x20	400	89	25	12	1334	1	1349	55.33	\$30,495
24X20	480	107	30	14	1592	1	1607	65.33	\$41,675
24X24	576	128	36	16	1899	1	1914	77.33	\$49,515
24X28	672	149	42	18	2207	2	2237	89.33	\$57,355
24X32	768	171	48	20	2515	2	2545	101.33	\$65,195
36X36	1296	288	81	28	4196	3	4241	167.33	\$107,800
36X40	1440	320	90	30	4654	3	4699	185.33	\$119,385
36X44	1584	352	99	32	5112	3	5157	203.33	\$130,970
36X48	1728	384	108	34	5570	3	5615	221.33	\$142,560
48X48	2304	512	144	40	7393	4	7453	293.33	\$188,560

Soft Corners

DANCE FLOOR SIZE	SQ. FT	CAPACITY	PANELS	TRIM	WEIGHT (LBS)	PALLET QTY	PALLETED WGT (LBS)	VOLUME (FT3 TOTAL)	LIST PRICE
12X12	144	32	9	4	471	1	486	23.33	\$12,275
12X16	192	43	12	6	628	1	643	29.33	\$16,370
16x16	256	57	16	8	836	1	851	37.33	\$21,715
24x16	384	85	24	12	1252	1	1267	53.33	\$32,400
20x20	400	89	25	12	1302	1	1317	55.33	\$29,060
24X20	480	107	30	14	1560	1	1575	65.33	\$40,240
24X24	576	128	36	16	1867	1	1882	77.33	\$48,080
24X28	672	149	42	18	2175	2	2205	89.33	\$55,920
24X32	768	171	48	20	2483	2	2513	101.33	\$63,760
36X36	1296	288	81	28	4164	3	4209	167.33	\$106,365
36X40	1440	320	90	30	4622	3	4667	185.33	\$117,950
36X44	1584	352	99	32	5080	3	5125	203.33	\$129,535
36X48	1728	384	108	34	5538	3	5583	221.33	\$141,125
48X48	2304	512	144	40	7361	4	7421	293.33	\$187,125

3' x 4' EventXpress™ Acrylic Portable Dance Floor (Black or White)

FEATURES

- Sturdy and weather-resistant exterior glue Douglas Fir plywood base
- High-gloss, acrylic finish
- Secure Cam-Lock fastening
- Silver Trim (11 degree)
- Polyurethane coated back
- Optional Soft Corners for edge protection

Acrylic Options:



Black (BLS) White (WS)

**ASK US ABOUT
CUSTOM COLOR
OPTIONS!**

PARTS

3'x4' Acrylic Black or White Panel	\$880
T-handle Hex Key	\$40
T-Handle Extended Hex Key	\$75
Cam-Lock	\$75

*See page 74-75 for more Dance Floor Parts & Accessories

Traditional Corners

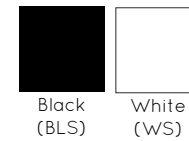
DANCE FLOOR SIZE	SQ. FT	CAPACITY	PANELS	TRIM	WEIGHT (LBS)	PALLET QTY	PALLETED WGT (LBS)	VOLUME (FT3 TOTAL)	LIST PRICE
6X8	48	11	4	0	232	1	247	3	\$5,295
9X12	108	24	9	4	495.6	1	510.6	6.75	\$10,300
9X16	144	32	12	6	653.4	1	668.4	9	\$13,285
9X20	180	40	15	8	811.2	1	826.2	11.25	\$16,270
12X12	144	32	12	6	651.4	1	666.4	9	\$13,200
12X16	192	43	16	8	859.2	1	874.2	12	\$17,060
15X12	180	40	15	8	807.2	1	822.2	11.25	\$16,095
15X16	240	53	20	10	1065	1	1080	15	\$20,840
15X20	300	67	25	12	1322.8	1	1337.8	18.75	\$25,585
15X24	360	80	30	14	1580.6	1	1595.6	22.5	\$30,330
18X16	288	64	24	12	1270.8	1	1285.8	18	\$24,620
18X20	360	80	30	14	1578.6	1	1593.6	22.5	\$30,240
18X24	432	96	36	16	1886.4	1	1901.4	27	\$35,865
18X28	504	112	42	18	2194.2	2	2224.2	31.5	\$41,490
18X32	576	128	48	20	2502	2	2532	36	\$47,110
21X20	420	93	35	16	1834.4	1	1849.4	26.25	\$34,900
21X24	504	112	42	18	2192.2	2	2222.2	31.5	\$41,400
21X28	588	131	49	20	2550	2	2580	36.75	\$47,905
24X20	480	107	40	18	2090.2	1	2105.2	30	\$39,560
24X24	576	128	48	20	2498	2	2528	36	\$46,940
24X28	672	149	56	22	2905.8	2	2935.8	42	\$54,320
24X32	768	171	64	24	3313.6	2	3343.6	48	\$61,700
27X28	756	168	63	24	3261.6	2	3291.6	47.25	\$60,735
27X32	864	192	72	26	3719.4	2	3749.4	54	\$68,995
30X28	840	187	70	26	3617.4	2	3647.4	52.5	\$67,155
30X32	960	213	80	28	4125.2	2	4155.2	60	\$76,290
30X36	1080	240	90	30	4633	3	4678	67.5	\$85,430
33X32	1056	235	88	30	4531	3	4576	66	\$83,590
33X36	1188	264	99	32	5088.8	3	5133.8	74.25	\$93,605
36X36	1296	288	108	34	5544.6	3	5589.6	81	\$101,780
36X40	1440	320	120	36	6152.4	3	6197.4	90	\$112,680
36X44	1584	352	132	38	6760.2	4	6820.2	99	\$123,580
36X48	1728	384	144	40	7368	4	7428	108	\$134,475
39X40	1560	347	130	38	6658.2	4	6718.2	97.5	\$121,735
39X44	1716	381	143	40	7316	4	7376	107.25	\$133,510
39X48	1872	416	156	42	7973.8	4	8033.8	117	\$145,290
42X40	1680	373	140	40	7164	4	7224	105	\$130,785
42X44	1848	411	154	42	7871.8	4	7931.8	115.5	\$143,445
42X48	2016	448	168	44	8579.6	5	8654.6	126	\$156,100
45X40	1800	400	150	42	7669.8	4	7729.8	112.5	\$139,840
45X44	1980	440	165	44	8427.6	5	8502.6	123.75	\$153,375
45X48	2160	480	180	46	9185.4	5	9260.4	135	\$166,910
48X48	2304	512	192	48	9791.2	5	9866.2	144	\$177,725

3' x 4' EventXpress™ Acrylic Portable Dance Floor (Black or White)

FEATURES

- Sturdy and weather-resistant exterior glue Douglas Fir plywood base
- High-gloss, acrylic finish
- Secure Cam-Lock fastening
- Silver Trim (11 degree)
- Polyurethane coated back
- Optional Soft Corners for edge protection

Acrylic Options:



**ASK US ABOUT
CUSTOM COLOR
OPTIONS!**

PARTS

3'x4' Acrylic Black or White Panel	\$880
T-handle Hex Key	\$40
T-Handle Extended Hex Key	\$75
Cam-Lock	\$75

*See page 74-75 for more Dance Floor Parts & Accessories

Soft Corners

DANCE FLOOR SIZE	SQ. FT	CAPACITY	PANELS	TRIM	WEIGHT (LBS)	PALLET QTY	PALLETED WGT (LBS)	VOLUME (FT3 TOTAL)	LIST PRICE
6X8	48	11	4	0	205	1	220	3	\$3,855
9X12	108	24	9	4	468.6	1	483.6	6.75	\$8,865
9X16	144	32	12	6	626.4	1	641.4	9	\$11,850
9X20	180	40	15	8	784.2	1	799.2	11.25	\$14,835
12X12	144	32	12	6	624.4	1	639.4	9	\$11,760
12X16	192	43	16	8	832.2	1	847.2	12	\$15,625
15X12	180	40	15	8	780.2	1	795.2	11.25	\$14,660
15X16	240	53	20	10	1038	1	1053	15	\$19,405
15X20	300	67	25	12	1295.8	1	1310.8	18.75	\$24,150
15X24	360	80	30	14	1553.6	1	1568.6	22.5	\$28,895
18X16	288	64	24	12	1243.8	1	1258.8	18	\$23,185
18X20	360	80	30	14	1551.6	1	1566.6	22.5	\$28,805
18X24	432	96	36	16	1859.4	1	1874.4	27	\$34,430
18X28	504	112	42	18	2167.2	2	2197.2	31.5	\$40,055
18X32	576	128	48	20	2475	2	2505	36	\$45,675
21X20	420	93	35	16	1807.4	1	1822.4	26.25	\$33,465
21X24	504	112	42	18	2165.2	2	2195.2	31.5	\$39,965
21X28	588	131	49	20	2523	2	2553	36.75	\$46,470
24X20	480	107	40	18	2063.2	1	2078.2	30	\$38,120
24X24	576	128	48	20	2471	2	2501	36	\$45,505
24X28	672	149	56	22	2878.8	2	2908.8	42	\$52,885
24X32	768	171	64	24	3286.6	2	3316.6	48	\$60,265
27X28	756	168	63	24	3234.6	2	3264.6	47.25	\$59,300
27X32	864	192	72	26	3692.4	2	3722.4	54	\$67,560
30X28	840	187	70	26	3590.4	2	3620.4	52.5	\$65,715
30X32	960	213	80	28	4098.2	2	4128.2	60	\$74,855
30X36	1080	240	90	30	4606	3	4651	67.5	\$83,995
33X32	1056	235	88	30	4504	3	4549	66	\$82,150
33X36	1188	264	99	32	5061.8	3	5106.8	74.25	\$92,170
36X36	1296	288	108	34	5517.6	3	5562.6	81	\$100,345
36X40	1440	320	120	36	6125.4	3	6170.4	90	\$111,245
36X44	1584	352	132	38	6733.2	4	6793.2	99	\$122,140
36X48	1728	384	144	40	7341	4	7401	108	\$133,040
39X40	1560	347	130	38	6631.2	4	6691.2	97.5	\$120,300
39X44	1716	381	143	40	7289	4	7349	107.25	\$132,075
39X48	1872	416	156	42	7946.8	4	8006.8	117	\$143,850
42X40	1680	373	140	40	7137	4	7197	105	\$129,350
42X44	1848	411	154	42	7844.8	4	7904.8	115.5	\$142,010
42X48	2016	448	168	44	8552.6	5	8627.6	126	\$154,665
45X40	1800	400	150	42	7642.8	4	7702.8	112.5	\$138,405
45X44	1980	440	165	44	8400.6	5	8475.6	123.75	\$151,940
45X48	2160	480	180	46	9158.4	5	9233.4	135	\$165,475
48X48	2304	512	192	48	9764.2	5	9839.2	144	\$176,290

4' x 4' EventXpress™ Acrylic Portable Dance Floor (Black or White)

FEATURES

- Sturdy and weather-resistant exterior glue Douglas Fir plywood base
- High-gloss, acrylic finish
- Secure Cam-Lock fastening
- Silver Trim (11 degree)
- Polyurethane coated back
- Optional Soft Corners for edge protection

Acrylic Options:



Black (BLS) White (WS)

ASK US ABOUT CUSTOM COLOR OPTIONS!

PARTS

4'x4' Acrylic Black or White Panel	\$940
T-handle Hex Key	\$40
T-Handle Extended Hex Key	\$75
Cam-Lock	\$75

*See page 74-75 for more Dance Floor Parts & Accessories

Traditional Corners

DANCE FLOOR SIZE	SQ. FT	CAPACITY	PANELS	TRIM	WEIGHT (LBS)	PALLET QTY	PALLETED WGT (LBS)	VOLUME (FT3 TOTAL)	LIST PRICE
12X12	144	32	9	4	521	1	536	23.33	\$10,940
12X16	192	43	12	6	684	1	699	29.33	\$14,110
16x16	256	57	16	8	900	1	915	37.33	\$18,220
24x16	384	85	24	12	1332	1	1347	53.33	\$26,440
20x20	400	89	25	12	1334	1	1349	55.33	\$30,495
24X20	480	107	30	14	1652	1	1667	65.33	\$32,435
24X24	576	128	36	16	1971	1	1986	77.33	\$38,425
24X28	672	149	42	18	2291	2	2321	89.33	\$44,420
24X32	768	171	48	20	2611	2	2641	101.33	\$50,410
36X36	1296	288	81	28	4358	2	4388	167.33	\$82,850
36X40	1440	320	90	30	4834	2	4864	185.33	\$91,665
36X44	1584	352	99	32	5310	2	5340	203.33	\$100,480
36X48	1728	384	108	34	5786	2	5816	221.33	\$109,295
48X48	2304	512	144	40	7681	3	7726	293.33	\$144,205

Soft Corners

DANCE FLOOR SIZE	SQ. FT	CAPACITY	PANELS	TRIM	WEIGHT (LBS)	PALLET QTY	PALLETED WGT (LBS)	VOLUME (FT3 TOTAL)	LIST PRICE
12X12	144	32	9	4	489	1	504	23.33	\$9,505
12X16	192	43	12	6	652	1	667	29.33	\$12,675
16x16	256	57	16	8	868	1	883	37.33	\$16,785
24x16	384	85	24	12	1300	1	1315	53.33	\$25,005
20x20	400	89	25	12	1302	1	1317	55.33	\$29,060
24X20	480	107	30	14	1620	1	1635	65.33	\$31,000
24X24	576	128	36	16	1939	1	1954	77.33	\$36,990
24X28	672	149	42	18	2259	2	2289	89.33	\$42,985
24X32	768	171	48	20	2579	2	2609	101.33	\$48,975
36X36	1296	288	81	28	4326	2	4356	167.33	\$81,415
36X40	1440	320	90	30	4802	2	4832	185.33	\$90,230
36X44	1584	352	99	32	5278	2	5308	203.33	\$99,045
36X48	1728	384	108	34	5754	2	5784	221.33	\$107,860
48X48	2304	512	144	40	7649	3	7694	293.33	\$142,770

Portable Dance Floor Transport, Parts & Accessories

PANELS	MODEL NUMBER	SIZE	QTY	COLOR	LIST PRICE
3'x3' EventXpress™ Dance Floor Panel	3DFPANEL-	3'x3'	1	Wood Grain Vinyl	\$710
	3DFPANEL-BB-CAM	3'x3'	1	Black	\$770
	3DFPANEL-WW-CAM	3'x3'	1	White	\$770
	3DFPANEL-BW-CAM	3'x3'	1	Black & White Checkerboard	\$770
	3DFPANEL-WOPK-CAM	3'x3'	1	Natural Oak Parquet (light)	\$950
	3DFPANEL-WOCH-CAM	3'x3'	1	Windsor Oak Parquet (dark)	\$950
3'x4' EventXpress™ Dance Floor Panel	4DFPANEL-	3'x4'	1	Wood Grain Vinyl	\$855
	4DFPANEL-BB-CAM	3'x4'	1	Black	\$855
	4DFPANEL-WW-CAM	3'x4'	1	White	\$855
	4DFPANEL-BW-CAM	3'x4'	1	Black & White Checkerboard	\$855
	4DFPANEL-WOPK-CAM	3'x4'	1	Natural Oak Parquet (light)	\$1,050
	4DFPANEL-WOCH-CAM	3'x4'	1	Windsor Oak Parquet (dark)	\$1,050
3'x3' EventXpress™ Seamless Dance Floor Panel	3DFPANEL-AMP-CAM	3'x3'	1	American Plank	\$850
	3DFPANEL-DWT-CAM	3'x3'	1	Dark Walnut	\$850
	3DFPANEL-WAC-CAM	3'x3'	1	Warm Cherry	\$850
	3DFPANEL-STP-CAM	3'x3'	1	Stone Pine	\$850
	3DFPANEL-TBC-CAM	3'x3'	1	Tropical Beech	\$850
	3DFPANEL-LBC-CAM	3'x3'	1	Light Beech	\$850
	3DFPANEL-DAO-CAM	3'x3'	1	Dark Oak	\$850
	3DFPANEL-ELO-CAM	3'x3'	1	Elegant Oak	\$850
	3DFPANEL-BLS-CAM	3'x3'	1	Black	\$850
	3DFPANEL-WS-CAM	3'x3'	1	White	\$850
3'x4' EventXpress™ Seamless Dance Floor Panel	4DFPANEL-AMP-CAM	3'x4'	1	American Plank	\$915
	4DFPANEL-DWT-CAM	3'x4'	1	Dark Walnut	\$915
	4DFPANEL-WAC-CAM	3'x4'	1	Warm Cherry	\$915
	4DFPANEL-STP-CAM	3'x4'	1	Stone Pine	\$915
	4DFPANEL-TBC-CAM	3'x4'	1	Tropical Beech	\$915
	4DFPANEL-LBC-CAM	3'x4'	1	Light Beech	\$915
	4DFPANEL-DAO-CAM	3'x4'	1	Dark Oak	\$915
	4DFPANEL-ELO-CAM	3'x4'	1	Elegant Oak	\$915
	4DFPANEL-BS-CAM	3'x4'	1	Black	\$915
	4DFPANELWS-CAM	3'x4'	1	White	\$915


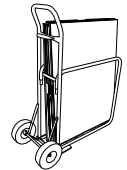
Portable Dance Floor Transport, Parts & Accessories

PANELS	MODEL NUMBER	SIZE	QTY	COLOR	LIST PRICE
Center Piece Trim - male	3DFMCE11-CM	3' Side of Panel	1	Silver; <i>Dimensions: 36"L x 4.25"W x .5"H</i>	\$130
Center Piece Trim - female	3DFFCE11-CM	3' Side of Panel	1	Silver; <i>Dimensions: 36"L x 4.25"W x .5"H</i>	\$130
Corner Kit Trim	3DFK-11-CAM	3' Side of Panel	1	Silver	\$130
Center Piece Trim - male	4DFMCE11-CM	4' Side of Panel	1	Silver; <i>Dimensions: 48"L x 4.25"W x .5"H</i>	\$155
Center Piece Trim - female	4DFFCE11-CM	4' Side of Panel	1	Silver; <i>Dimensions: 48"L x 4.25"W x .5"H</i>	\$135
Corner Kit Trim	4DFK-11-CAM	4' Side of Panel	1	Silver	\$130
Black Soft Corners (set of 4)	DF-3K-SCBL	3'x3' or 3'x4' Panel	4	Black	\$285
Gray Soft Corners (set of 4)	DF-3K-SCSMG	3'x3' or 3'x4' Panel	4	Gray	\$285
Storage Bag - holds 8 pieces trim	DFR-TRIMBAG	3'x3' or 3'x4' Panel	1	-	\$285
T-handle Hex Key	DFR-HEXKEY	3'x3' or 3'x4' Panel	1	-	\$40
T-Handle Extended Hex Key	DFR-THANDLE	3'x3' or 3'x4' Panel	1	-	\$75
Cam-Lock	DFR-12502S1750	3'x3' or 3'x4' Panel	1	-	\$75

NOTE: Event Xpress™ Seamless individual panels are only all black or all white - not checkerboard like the Event Xpress™ tile panels. A combination of both all black & all white panels can be purchased together to make a "checkerboard" floor with seamless panels. Call customer service for questions when ordering.

FEATURES

- Heavy duty angle or tubular steel frame
- Bolt fastened premium casters
- Black powder coat metal finish
- Packed 1 cart per carton
- Choose from standard caster or optional casters (additional charges apply)

PRODUCT IMAGE	MODEL NUMBER	SIZE (W" x L" x H")	WEIGHT (LBS)	STANDARD CASTER	CASTER OPTIONS	MAX ITEM DIM	TO TRANSPORT	CAP	LIST PRICE
	HD-DFC-PS	33.75 x 54 x 42	73	5"	6"	3'x4'	EventXpress™ or EventXpress™ Seamless Dance Floor panels & trim	Holds up to 24 (3'x3' or 3'x4') panels plus 24 trim pieces	\$1,190
	HD-BDF	14W x 56H	39	10" Solid Urethane	N/A	4'x4'	EventXpress™ or EventXpress™ Seamless Dance Floor panels only	Holds up to 5 (3'x3' / 3'x4' / 4'x4') panels up to 40 lbs each	\$1,385

OTHER PRODUCTS



Other Portable Furniture Products

Flex-Stool FEATURES

- 3-piece knock-down design
- Same base and column as our standard PS Furniture cafe table
- Padded Black Vinyl Seat, Polished Chrome Column and Aluminium Base is standard
- See pages 82-83 for more fabric options (prices below may vary)

Portable Beverage Service FEATURES

- Fast & easy set up without the use of tools
- High-pressure laminate surface (see page 85 for standard laminate options)
- Durable plywood panels with Vinyl Edging
- Generous amount of storage space
- Folds neatly for convenient storage

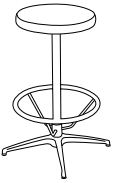
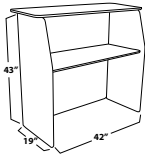
STYLE	MODEL NUMBER	DESCRIPTION	SIZE (W" x L" x H")	WEIGHT (LBS)	LIST PRICE
FLEX-STOOL 	STL-16DI	16" Flex-Stool	16 x 16 x 30	15	\$265
	STL-16DI-SEATBL	16" Flex-Stool Seat	16W x 16L	5	\$95
	STL-FOOTRING-CH	Chrome-plated Foot-Ring	(one size fits all)	4	\$95
Portable Beverage Service 	PFB-4	4' Portable Beverage Service	19.5 x 43.5 x 43	70	\$1,360
	PFB-6	6' Portable Beverage Service	19.5 x 71.5 x 43	95	\$1,675
	PFB-4FT-BAG	Vinyl Bag for 4' Portable Beverage Service			\$190
	PFB-6FT-BAG	Vinyl Bag for 6' Portable Beverage Service			\$240

Table & Chair Replacement Parts

FEATURES

- Gravity-Lock Table Legs: Includes the legs for one table, plus hardware & end caps.
- Cafe Table Parts: Includes items for our cafe style tables.

ORDER QUANTITY

- Varies by item; please see below and contact us if you have any questions (1.800.762.0415).

STYLE	MODEL NUMBER	DESCRIPTION	SIZE (W" x D" x H")	WEIGHT (LBS)	LIST PRICE
Gravity-Lock Table Legs	335-060	30" Wide Plywood Table/"Wishbone" - Gravity Lock	1 x 30 x 29.25	12.12	\$105
	335-104	30" Wide Plywood Table Adjustable (23"-35")	1 x 24 x 22.25	14.64	\$190
	335-111	30" Wide Plywood Children's Adjustable (21.5"-33.5")	1 x 24 x 20.75	14.68	\$175
	335-109	3/4' dia. Round Plywood Table/"Wishbone" - Gravity Lock	1 x 30 x 29.25	12.96	\$115
	335-069	5' dia. Round Plywood Table/"Wishbone" - Gravity Lock	1 x 30 x 29.25	15.64	\$190
	335-110-BM	5' dia. Round Plywood Table (Non-Sequential)	n/a		\$190
	335-070	6' dia. Round Plywood Table/"Wishbone" - Gravity Lock	1 x 36 x 29.25	16.42	\$170
	335-071	18" Wide Plywood Table/"H" Type - Gravity Lock	1 x 13 x 29.25	11.76	\$100
	335-006	24" Wide Plywood Table/"Narrow Wishbone" - Gravity Lock	1 x 18 x 29.25	11.00	\$100
	335	T-Leg (varies - specify table model number)			\$190
	335	ArchedT-Leg (varies - specify table model number)			\$190
Cafe Table Parts	225-289	Adjustable Height Chrome-Plated Cafe Column	1.75 dia x 27.25	3.94	\$140
	225-282	17.25" Chrome-Plated Column (20" high table)	1.75 dia x 17.25	1.58	\$50
	225-272	27.25" Chrome-Plated Column (30" high table)	1.75 dia x 27.25	2.40	\$55
	225-273	39.125" Chrome-Plated Column (42" high table)	1.75 dia x 39.125	3.42	\$80
	225-272-BL	27.25" Black Column (30" high table)	1.75 dia x 27.25	2.40	\$70
	225-273-BL	39.125" Black Column (42" high table)	1.75 dia x 39.125	3.42	\$95
	225-282-IC-C	17.25" Chrome-Plated IC Column (20" high table)	1.75 dia x 17.25	n/a	\$65
	225-272-IC-C	27.25" Chrome-Plated IC Column (30" high table)	1.75 dia x 27.25	n/a	\$75
	225-273-IC-C	39.125" Chrome-Plated IC Column (42" high table)	1.75 dia x 39.125	n/a	\$100
	225-272-IC-B	27.25" Black IC Column (30" high table)	1.75 dia x 27.25	n/a	\$90
	225-273-IC-B	39.125" Black IC Column (42" high table)	1.75 dia x 39.125	n/a	\$115
	225-275	24" Dia. Brushed Silver X-Base (24" & 30" dia.)	19.8 x 19.8 x 3.625	2.24	\$95
	225-276	28" Dia. Brushed Silver X-Base (36" dia.)	17.7 x 17.7 x 3.625	3.46	\$110
	225-275-BL	24" Dia. Black X-Base (24" & 30" dia.)	19.8 x 19.8 x 3.625	2.24	\$110
	225-276-BL	28" Dia. Black X-Base (36" dia.)	17.7 x 17.7 x 3.625	3.46	\$125
	225-293-PD-57	20" Trumpet Base - Black (24" & 30" dia)	20 x 20 x 4.75	4.8	\$115
	225-293-PD-56	20" Trumpet Base - Polished Chrome (24" & 30" dia)	20 x 20 x 4.75	4.8	\$140
	225-293-PD-59	23" Trumpet Base - Black (36" dia.)	23 x 23 x 4.75	7.8	\$115
	225-293-PD-58	23" Trumpet Base - Polished Chrome (36" dia.)	23 x 23 x 4.75	7.8	\$140
	225-293-PD-57-W	20" Weighted Trumpet Base - Black (24" & 30" dia)	20 x 20 x 4.75	27	\$250
	225-293-PD-56-W	20" Weighted Trumpet Base - Polished Chrome (24" & 30" dia)	20 x 20 x 4.75	27	\$265
	225-293-PD-59-W	23" Weighted Trumpet Base - Black (36" dia.)	23 x 23 x 4.75	30	\$270
	225-293-PD-58-W	23" Weighted Trumpet Base - Polished Chrome (36" dia.)	23 x 23 x 4.75	30	\$295
	225-271	Aluminum K-Plate (coupling under table for column)	2.5 x 8 x 8	0.30	\$30
	225-274	Replacement feet - black plastic glides (50/bag)	1.5 x 6 x 6	0.36	\$125
	225-290	Replacement feet - steel glides (50/bag)	1.5 x 6 x 6	1.28	\$125

Table & Chair Replacement Parts

FEATURES

- Table Tops: Includes top of table only, with Aluminum Edge (no runners or legs)
- Table Runners: For 200 Series Plywood Tables
- Misc Table Parts: Roll pins, end caps, bolts, feet, casters
- Misc Chair Parts: Seat pads, feet, ganging clips

ORDER QUANTITY

- Varies by item; please see below and contact us if you have any questions (1.800.762.0415).

STYLE	MODEL NUMBER	DESCRIPTION	SIZE (W" x D" x H")	WEIGHT (LBS)	LIST PRICE
Table Tops	THO3096	8' x 30"	30 x 96 x 0.625	24.00	\$285
	THO3072	6' x 30"	30 x 72 x 0.625	18.00	\$270
	HOTRD24DI	24" dia. Round	24 dia x 0.625	4.80	\$140
	HOTRD30DI	30" dia. Round	30 dia x 0.625	7.50	\$160
	HOTRD36DI	36" dia. Round	36 dia x 0.625	10.80	\$190
	HOTRD48DI	48" dia. Round	48 dia x 0.625	19.20	\$205
	HOTRD60DI	60" dia. Round	60 dia x 0.625	42.00	\$315
	HOTRD72DI	72" dia. Round	72 dia x 0.75	64.80	\$455
Table Runners (200 Series)	340-300	8 ft. Banquet	0.9375 x 1.625 x 93	7.40	\$30
	340-305	6 ft. Banquet	0.9375 x 1.625 x 72	5.44	\$30
	340-330	3 ft. dia. Round	0.9375 x 2.5 x 13	1.28	\$20
	340-320	4 ft. dia. Round	0.9375 x 2.5 x 35	3.76	\$25
	340-315	5 ft. dia. Round	0.9375 x 2.5 x 46	4.80	\$30
	340-310	6 ft. dia. Round	0.9375 x 2.5 x 54	5.68	\$40
Misc Table Parts	225-130	Roll pins (100/box)			\$50
	225-090	Table leg end caps (100/box)			\$95
	225-100	Runner bolts (100/box)	2-3/16"		\$95
	225-095	Leg bolts (100/box)	1-1/4"		\$95
	225-105	Round Runner bolts (100/box)	3-3/6"		\$95
	225-120	Nuts for Table Bolts (100/box)			\$20
	335-SQFEET	Premiere Series Leg Feet (50/box)			\$40
	3LC-CASTERS	Swivel Casters (Rollers)	3" Locking		\$40
235-101	Locking Knobs for Bar Legs (1 each)			\$10	
Misc Chair Parts	C450-SNAPWH	Classic Event WHITE Seat Pad (10/box)	14 x 13 x 1		\$250
	C450-SNAPBL	Classic Event BLACK Seat Pad (10/box)	14 x 13 x 1		\$250
	BQT-STEELGLIDE-2	Banquet Chair Feet Stainless Steel (50/bag)			\$160
	A6-CAPS	A6 Chair Feet (100/bag)			\$85
	C600-BACK	C600 Chair Backs (10/bag)			\$125
	C600-CAPS	C600 Chair Feet (100/bag)			\$80
	C600-CLIP	C600 Ganging Clip (50/bag)			\$140
	C650-CLIP	C650 Ganging Clip (50/bag)			\$135
	C700-PAD	C700 Seat Pad (10/box)			\$250
	C700-CAPS	C700 Chair Feet (48/bag)			\$65
	PC-P-BL-BK	PC500 Perforated Chair Back (box of 8)			\$125
	PC-PAD-SEAT-V39820	PC501 Padded Seat (box of 8)			\$250
	PC-FT-T	PC500/501 Replacement Translucent Feet (box of 100)			\$195
	PC-SPACER-SHORT	PC501 Replacement Short Spacer (box of 100)			\$70
	PC-SPACER-LONG	PC501 Replacement Long Spacer (box of 100)			\$100

APPENDIX



Müm™ Color Standards

KNOLL DELITE FABRIC OPTIONS		VISION FABRICS MIDSHIP 100% VINYL OPTIONS		BRAYTON COPENHAGEN LEATHER HANDLE COLORS	
Orange KNDEOR		Red VMRD		Ladybug HLA	
Catalina KNDECA		Royal Blue VMRB		Ultramarine HUM	
Turquoise KNDETU		Azure VMAZ		Laguna HLA	
Green KNDEGR		Hunter Green VMHG		Butterscotch HBS	
Cinder KNDECI		Almond VMAL		Dark Chocolate HDC	
Slate KNDESL		Dark Gray VMDG		Black HBL	
Tobacco KNDETO		Brown VMBR		Cashmere HCM	
Charcoal KNDECH		Black VMBL		Dove HDV	


PS Furniture is committed to offering furniture solutions. That is why Müm is COM compliant, to allow for Müm to fit every consumer and designer's space needs. It is our hope that through a wide range of upholstery options offered across the Müm line, every consumer will be able to walk away satisfied.

The following illustration shows the optimal textile stretch for the application of COM on the Müm product. The chosen textile can be woven or knit provided it has the qualities illustrated below.

1. Little to No Stretch in Crosswise Grain

2. Little to No Stretch in Lengthwise Grain

3. Must have stretch across bias and must not permanently deform when stretched on bias.



BASE COLOR	CODE
LIGHT 	LWB
DARK 	DWB

Standard Textile Options



GRADE 0

GRADE 1


Mayer Forte
ALL COLORS

Momentum Core
(Spritz, Eve*, Seed, Macro)

Momentum Insight
(Fossil*, Ebony, Real Red)

Mayer Cross Check
ALL COLORS

Mayer Quattro
ALL COLORS



GRADE 2


Momentum Axis
(Willow*, Truffle, Noir, Energy)

Mayer Spacer Mesh
ALL COLORS

Momentum Epic
(Capri*, Kiwi, Porcini, Jute, Granite, Flare)

Mayer Artistry
ALL COLORS

Mayer Key Largo (V)
ALL COLORS



GRADE 2

GRADE 3

Mayer Align
ALL COLORS

Mayer Sherlock
ALL COLORS

Mayer Reverb
ALL COLORS

Momentum Tradition
(Soy, Sun, Weld*, Jazz, Tango, Sly, Hidden, Regal)

Momentum Knack
(Wave, Zing, Glaze*, Fresco, Reed, Carbon, Berry, Zest)



GRADE 3

Momentum Habit
(Salt*, Blueprint, Tailor)

Mayer Flower Power
ALL COLORS

Mayer Mosaic
ALL COLORS

Mayer Source
ALL COLORS


Mayer Destiny
ALL COLORS

NOTE: Not all textiles are shown at 100% scale. Actual colors & designs may vary. For exactness of color and texture, please request sample swatches.

(V) = Vinyl *color shown

Standard Textile Options


GRADE 4



Momentum Canter (V)
(Sand, Quarry, Alfalfa, Night, Tusk, Safari, Tawny, Chestnut, Iron, Ancho, Basalt*, Onyx)



Mayer Haberdash
ALL COLORS



Mayer Hoopla
ALL COLORS



Mayer Locomotion
ALL COLORS



Mayer Catalyst
ALL COLORS



Mayer Entwine (V)
ALL COLORS




Mayer Sketch (V)
ALL COLORS



Mayer Madras
ALL COLORS




Mayer Venue
ALL COLORS



Mayer Prado (V)
ALL COLORS

GRADE 5



Mayer Milano (V)
ALL COLORS




Mayer Vogue
ALL COLORS



Mayer Orbit
ALL COLORS



Mayer Interlochen (V)
ALL COLORS




Mayer Equinox
ALL COLORS

GRADE 6




Mayer Interlace (V)
ALL COLORS



Mayer In The Groove
ALL COLORS



Mayer Twister
ALL COLORS



Mayer Vibrant
ALL COLORS



Mayer Palermo
ALL COLORS

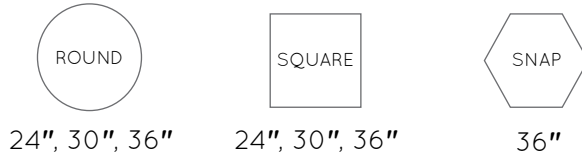
COM (Customer's Own Material) option is also available. Please call us for details!

NOTE: Not all textiles are shown at 100% scale. Actual colors & designs may vary. For exactness of color and texture, please request sample swatches.

(V) = Vinyl *color shown

Laminate Guide

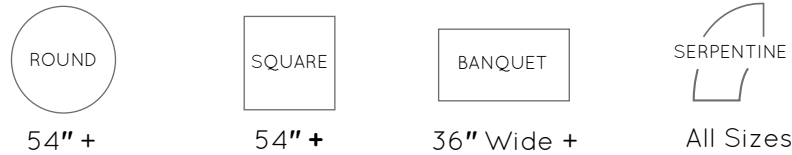
SMALL TABLES



REGULAR TABLES



LARGE TABLES



LAMINATE VENDOR	LAMINATE GRADE	ADD TO LIST PRICE PER TABLE			ADD TO LIST PRICE PER TABLE PACKAGE	
		SMALL	REGULAR	LARGE	REVOLUTION® CAFE HALF PACKAGES	REVOLUTION® CAFE FULL PACKAGES
Formica®	Standard Solid, Woodgrain, Pattern, MicroDot <i>*See next page for colors/color codes. More standard options available than what is shown on next page.</i>	\$0	\$0	\$0	\$0	\$0
	PremiumFX Radiance, Etchings, Honed, Crystal, Markerboard	\$30	\$55	\$115	\$280	\$565
	180fx	\$85	\$170	\$340	\$845	\$1,690
	Formica® Envision Custom Logo	\$350	Call for quote	Call for quote	\$3,490	\$6,975
Wilsonart®	Standard <i>*See next page for colors/color codes. More standard options available than what is shown on next page.</i>	\$0	\$0	\$0	\$0	\$0
	Premium (07, 18, 52, 78, 90) & High Wear (HW)	\$30	\$55	\$115	\$280	\$565
	HD	\$85	\$170	\$340	\$845	\$1,690
	Custom Logo	\$350	Call for quote	Call for quote	\$3,490	\$6,975

Note: If a non-standard laminate option is chosen, please contact customer service for the laminate code at 1.800.762.0415. Non-standard laminate is based on availability and may increase lead times.

MAXX-IC™ Stain Color Options




Walnut



Blonde (BLO)
















White (WHI)



Black (BLA)

Standard Laminate Options

SOLID						
	Designer White Wilsonart D354-60	Platinum Wilsonart MD315-60	North Sea Wilsonart D90-60	Black Wilsonart 1595-60	Brittany Blue Wilsonart D321-60	
	NATURAL WOOD GRAIN					
		Manitoba Maple Wilsonart 7911-60	Hibiscus Cherry Wilsonart 7988-38	Pinnacle Walnut Wilsonart 7992-38	Ebony Recon Wilsonart 7997-38	
		TEXTURED WOOD GRAIN				
Phantom Pearl Wilsonart 8211K-28			Grey Elm Wilsonart 8201K-12	Skyline Walnut Wilsonart 7964K-12		
PATTERNS						
	Crisp Linen Wilsonart 4942-38	Classic Linen Wilsonart 4943-38	Casual Linen Wilsonart 4944-38	Pressed Linen Wilsonart 4991-38	Tailored Linen Wilsonart 4992-38	
						
	Grey Mesh Wilsonart 4877-38	Pewter Mesh Wilsonart 4878-38	Steel Mesh Wilsonart 4879-38	Carbon Mesh Wilsonart 4880-38		
						
	Cloud Zephyr Wilsonart 4856-60	Shadow Zephyr Wilsonart 4857-60	Canyon Zephyr Wilsonart 4842-60			
						
	White Nebula Wilsonart 4621-60	Grey Nebula Wilsonart 4622-60	Cloud Nebula Wilsonart 4630-60			

Many other standard laminates available!
Please call us for more options!


NOTE: Not all designs are shown at 100%
scale. Actual colors may vary.
For exactness of colors & finishes, please
request color samples.

MAXX Edge® & Base Color Options

MAXX EDGE® COLOR OPTIONS



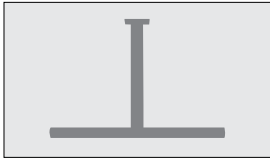
Opal (O) Graphite (G) Pewter (P) Tungsten (T) Charcoal (C) Black (B)



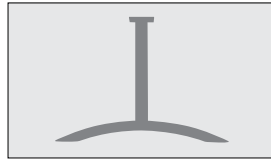
LEG COLOR & STYLE OPTIONS



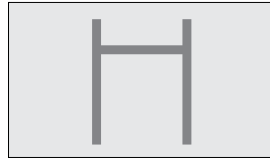
Bright White (BW) Polished Chrome (C) Platinum (PT) Graphite (G) Wheat (W) Pewter (PE) Charcoal (CC) Black (B) Carbon (CB)



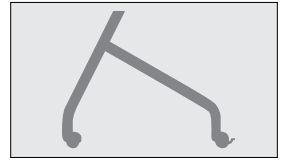
T-LEG



ARCHED-LEG



SQUARE-LEG



Y-LEG



ROLLERS BASE

BASE COLOR & STYLE OPTIONS



BLACK TRUMPET



POLISHED CHROME TRUMPET



BRUSHED NICKEL TRUMPET



BLACK X-BASE



BRUSHED SILVER X-BASE

NOTE: Actual colors may vary. For exactness of colors & finishes, please request color samples.

Standard Laminate/Edge Matrix















	MAXX Edge	Opal (O)	Tungsten (T)	Charcoal (C)	Black (B)	Base Finish	Bright White (BW)	Graphite (G)	Pewter (PE)	Charcoal (CC)	Black (B)	Platinum (PT)	Polished Chrome (C)
Standard Laminates													
Solid													
Designer White Wilsonart D354-60		◆	◆	◆	◆		◆	◆	◆	◆	◆	◆	◆
Platinum Wilsonart D315-60		◆	◆	◆	◆		◆	◆	◆	◆	◆	◆	◆
North Sea Wilsonart D90-60		◆		◆	◆		◆	◆		◆	◆	◆	◆
Black Wilsonart 1595-60		◆	◆	◆	◆		◆	◆	◆	◆	◆	◆	◆
Brittany Blue Wilsonart D321-60		◆		◆			◆	◆		◆		◆	◆
Natural Wood Grain													
Manitoba Maple Wilsonart 7911-60		◆	◆	◆			◆	◆	◆	◆		◆	◆
Hibiscus Cherry Wilsonart 7988-38		◆		◆	◆		◆	◆		◆	◆	◆	◆
Pinnacle Walnut Wilsonart 7992-38		◆	◆	◆	◆		◆	◆	◆	◆	◆	◆	◆
Ebony Recon Wilsonart 7997-38		◆	◆	◆	◆		◆	◆		◆	◆	◆	◆
Textured Wood Grain													
Phantom Pearl Wilsonart 8211K-28			◆	◆	◆		◆		◆	◆			◆
Grey Elm Wilsonart 8201K-12		◆	◆	◆	◆		◆	◆	◆	◆	◆	◆	◆
Skyline Walnut Wilsonart 7964K-12		◆	◆	◆	◆		◆	◆	◆	◆	◆	◆	◆
Patterns													
Crisp Linen Wilsonart 4942-38		◆	◆				◆	◆				◆	◆
Classic Linen Wilsonart 4943-38		◆	◆					◆				◆	◆
Casual Linen Wilsonart 4944-38			◆				◆		◆				◆
Pressed Linen Wilsonart 4991-38		◆	◆	◆			◆	◆		◆		◆	◆
Tailored Linen Wilsonart 4992-38		◆		◆			◆	◆		◆		◆	◆
Grey Mesh Wilsonart 4877-38			◆						◆				◆
Pewter Mesh Wilsonart 4878-38			◆				◆		◆				◆
Steel Mesh Wilsonart 4879-38		◆		◆	◆		◆	◆		◆	◆	◆	◆
Carbon Mesh Wilsonart 4880-38		◆		◆	◆		◆	◆		◆	◆	◆	◆
Cloud Zephyr Wilsonart 4856-60		◆		◆	◆		◆	◆		◆	◆	◆	◆
Shadow Zephyr Wilsonart 4857-60		◆					◆	◆				◆	◆
Canyon Zephyr Wilsonart 4842-60			◆				◆		◆				◆
White Nebula Wilsonart 4621-60		◆		◆			◆	◆				◆	◆
Grey Nebula Wilsonart 4622-60				◆	◆		◆			◆	◆		◆
Cloud Nebula Wilsonart 4630-60				◆									◆

Compatible Finishes ◆

Quick-Ship Program

(Ships within 3 business days)



Tables

Product Name	Model Number	Product Description	Size (IN)	Laminate	Weight (lbs)	2016 List Price
MAXX Edge® Table 	LS3030RD-MXB-GNB-TCH	<ul style="list-style-type: none"> • 30" round top • Black MAXX Edge® • Polished Chrome Trumpet Base • 30" Chrome Column 	30 dia X 30	Graphite Nebula 	25	\$505
MAXX Edge® Table 	LS303072-MXB-WMH	<ul style="list-style-type: none"> • Banquet table • Black MAXX Edge® • Black Wishbone Legs 	30 X 72 X 30	Windsor Mahogany 	51	\$880
MAXX Edge® Table 	LS301872-MXB-WMH	<ul style="list-style-type: none"> • Training table • Black MAXX Edge® • Black Wishbone Legs 	18 X 72 X 30	Windsor Mahogany 	48	\$820
Revolution® Folding T-Leg 	REV2460MXEBWMH-TBWF	<ul style="list-style-type: none"> • Training table • Black MAXX Edge® • Folding T-Leg • Recessed wheels / fixed feet • Black Legs 	24 X 60 X 30	Windsor Mahogany 	35	\$1,480
Revolution® Folding T-Leg 	REV2472MXEBWMH-TBWF	<ul style="list-style-type: none"> • Training table • Black MAXX Edge® • Folding T-Leg • Recessed wheels / fixed feet • Black Legs 	24 X 72 X 30	Windsor Mahogany 	38	\$1,520
Resilient® 7700 Series 	RS3072WH-GH	<ul style="list-style-type: none"> • Banquet style • White Top • Textured gray frame/legs 	30 X 72 X 29	N/A	38	\$215
Resilient® 7700 Series 	RS3096WH-GH	<ul style="list-style-type: none"> • Banquet style • White Top • Textured gray frame/legs 	30 X 96 X 29	N/A	52	\$290
Resilient® 7700 Series 	RS60RDWH-GR	<ul style="list-style-type: none"> • Round style • White Top • Textured gray frame/legs 	60 dia X 29	N/A	58	\$375
Resilient® 7700 Series 	RS71RDWH-GH	<ul style="list-style-type: none"> • Round style • White Top • Textured gray frame/legs 	71 dia X 29	N/A	65	\$505



Quick-Ship Program

(Ships within 3 business days)


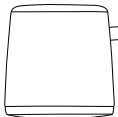
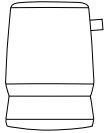
Revolution® Cafe Table Packages

Product Name	Model Number	Product Description	Size (IN)	Laminate	Weight (lbs)	2016 List Price
Revolution® Cafe Package - Full Package 	REVPKG30RDMXEBCGNB-TBL	<ul style="list-style-type: none"> • Full cafe package • 20 Tables/20 Bases/ 40 Columns • 30" Round Tops • Black MAXX Edge® • Black Trumpet Base 	30 dia X 30/42	Graphite Nebula 	553	\$17,730

Chairs

Product Name	Model Number	Product Description	Weight (lbs)	2016 List Price
PC500 	PC500-CH-BL-S	<ul style="list-style-type: none"> • Black plastic solid seat and solid back • Chrome frame 	14.3	\$200
C600 Folding Chair 	C600BLK/BL	<ul style="list-style-type: none"> • Black Color • Steel reinforced seat connection 	7.1	\$45

Müm

Product Name	Model Number	Product Description	Weight (lbs)	2016 List Price
Rock Bottom 	MUM- RKBO-XXXXXX-XXX	<ul style="list-style-type: none"> • Charcoal and Cinder colors • Short Rocker Bottom • Light or Dark Base 	14.2	\$490
Roll Bottom 	MUM- ROBO-XXXXXX-XXX	<ul style="list-style-type: none"> • Charcoal and Cinder colors • Short Roll Bottom • Light or Dark Base 	14.0	\$490
High Rock Bottom 	MUM-HRBO-XXXXXX-XXX	<ul style="list-style-type: none"> • Charcoal and Cinder colors • High Rocker Bottom • Light or Dark Base 	28.2	\$745

Customer Order Quantities:

Table Orders: 20 maximum per order per customer

Chair Orders: 50 maximum per order per customer

Revolution® Cafe Table Package Orders: 1 maximum per order per customer

Müm Orders: 20 maximum per order per customer

Revolution® Electrical Options

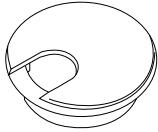
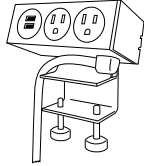
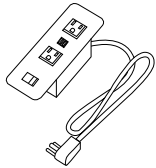
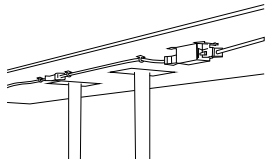
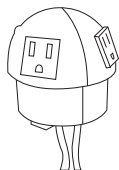
PRODUCT CODE CONFIGURATION: REV3072MXEBGNB-TBWF-EXXX

APPLICABLE TABLES:

- Revolution® Folding T-Leg
- Revolution® Folding Square-leg
- Revolution® Folding Arched T-Leg
- Revolution® Flip Top T-Leg
- Revolution® Flip Top Arched T-Leg
- MAXX Edge® Laminate Folding Tables
- Laminate Folding tables

APPLICABLE SIZES:

- Training Tables: 18x60, 18x72, 18x96, 24x60, 24x72, 24x96
- Banquet Tables: 30x48, 30x60, 60x72, 30x96

Style	Model Number	Features	Description	List Price
<p>Grommet</p> 	-E001	<ul style="list-style-type: none"> • Black • The cost included a wood block inside the REV panel and or the extra cut in a wood panel • Mockett XG3 Matte black inner liner and cap • 3.5" OD • 2.812" ID • 3" hole 	This is a hole in the table with a black plastic insert and cover.	\$45
<p>Clamp on power unit with cord</p> 	-E002	<ul style="list-style-type: none"> • ECA Seclusion Series• 2 power, 2 USB 	This unit can clamp on the top or bottom of the table. The 72" cord with plug is attached to the power unit.	\$490
<p>Flush top mounted power unit with a fixed cord and plug Cove (Fixed)</p> 	-E003	<ul style="list-style-type: none"> • 2 power, 2 USB • Black • COV-2U-B-108 • 1.5" thick top bracket (if required) • Mockett wire manager (WM22) 24" 	These units are permanently attached to the table and have a power cord that plugs into the wall outlet	\$616
<p>Flush top mounted power unit with Daisy Link to run the units together in a series Cove (daisy chain)</p> 	-E005	<ul style="list-style-type: none"> • 2 power, 2 USB • Black • COV-2U-41-B60SK • Ten (10) tables maximum hooked in a series • Starter cable - required to connect to the electric outlet. One (1) per group of tables • Alligator Anchors (4) four per table (Fastenal 50945) 	Flush top mounted power unit with the ability to daisy chain the tables together. These units are permanently attached to the table and have conduit between each power unit that connects to another table. The final connection to the wall is with a dedicated power cord from the last table into the wall outlet (called a starter cable).	\$750
<p>Byrne Power Share unit with 4 Power. 2, 10' Cords</p> 	-E006	<ul style="list-style-type: none"> • 4 Power • Black • 2, 10' Power Cords' • BE02210-F02-120 	These units are permanently attached to the table and have 2 power cords that plugs into the wall outlet.	\$450

PS Furniture Warranty Statement

PS Furniture warrants that its products shall be free from defects in original material and workmanship for a specific period of time (see table below) from the original ship date. This warranty shall not apply to normal wear and tear or in the event products are damaged as a result of misuse, abuse, vandalism, neglect, accident, improper application and modification or repair by persons not authorized by PS Furniture. The warranty will not apply to product components (i.e. fabric, electrical, etc.) if the number of years exceeds that in which our suppliers offer for warranty. PS Furniture reserves the right, at its' discretion, to repair or replace any defects. Any repair or replacement must be approved in advance by PS Furniture before any action is taken. Regardless of when notified, changes or cancellation are not binding upon PS Furniture until PS Furniture issues a written acknowledgement of the change or cancellation. Under no circumstances will changes or cancellations be accepted on any custom fabric, special order or custom product orders. There are no implied warranties of fitness or merchantability, and there are no other express warranties beyond the warranties expressed here.

PRODUCT	YEARS UNDER WARRANTY
TABLES	
REVOLUTION® / REVOLUTION FLEX™	12
LAMINATE / ABS / POLYLITE®	10
PLYWOOD / RESILIENT®	5
PERFORMANCE LAMINATE	1
MAXX-IC™	12
SEATING	
FLEX	10
ZÜMER	5
PREMIERCOMFORT® SLED STACKING (PC500/PC501)	10
EVENTXPRESS™ (C600/C650/C700/C750)	5
CLASSIC EVENT (C440/C450)	5
ALLOYFOLD A6	3
MÜM*	5
TRANSPORT CARTS	
ALL TRANSPORT CARTS	10
PORTABLE DANCE FLOOR	
EVENTXPRESS™ PORTABLE DANCE FLOOR	5
EVENTXPRESS™ SEAMLESS PORTABLE DANCE FLOOR	5
DANCE FLOOR TRIM	1
RENTAL	
SALES FOR RENTAL USE	1

*1 year warranty on casters for Müm roll bottom and fabric for all Müm



psfurniture
Furniture For Flexible Spaces

1.800.762.0415 | psfurniture.com